

Оксана Карпюк

З АУДІОСУПРОВОДОМ

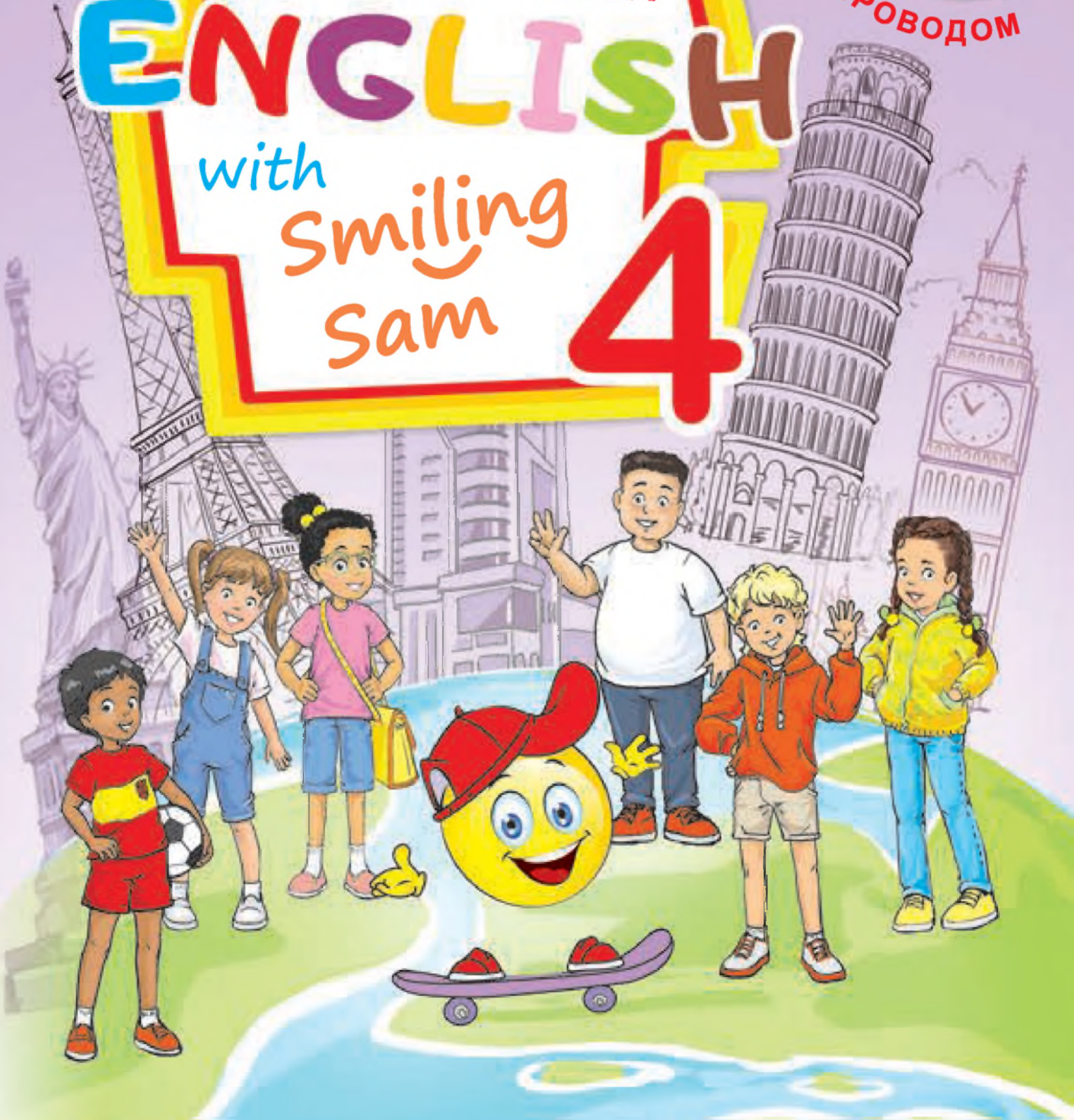


АНГЛІЙСЬКА МОВА

# ENGLISH

with Smiling Sam

# 4



УДК 811.111(075.2)

К26

**Рекомендовано Міністерством освіти і науки України**  
(наказ МОН України від 16.01.2021 № 53)

**Видано за рахунок державних коштів.**  
**Продаж заборонено.**

Аудіосупровід до цього підручника розміщено:  
<https://lib.imzo.gov.ua>

К 26 **Карпюк О. Д.**

**Англійська мова** : підручник для 4 класу закладів загальної середньої освіти (з аудіосупроводом). – Тернопіль : Видавництво Астон, 2021. – 128 с. : іл.

ISBN 978-966-308-813-6

Підручник розроблено згідно з Державним стандартом початкової освіти на основі *авторської концепції позитивної мотивації та креативного іншомовного навчання молодших школярів*. Книга містить матеріал, передбачений для 4 класу типовими програмами Нової української школи в галузі іншомовної освіти.

*Діяльнісний підхід та комунікативно-ігрова методика* забезпечують характером завдань підручника з аудіосупроводом та іншими компонентами до нього.

УДК 811.111(075.2)

ISBN 978-966-308-813-6

© О. Д. Карпюк, 2021

© ТзОВ “Видавництво Астон”, 2021

---

Навчальне видання

*Карпюк Оксана Дмитрівна*

## **Англійська мова**

**Підручник для 4 класу закладів загальної середньої освіти (з аудіосупроводом)**

*Рекомендовано Міністерством освіти і науки України*  
Англійською та українською мовами

**Видано за рахунок державних коштів. Продаж заборонено.**

Підручник відповідає Державним санітарним нормам і правилам  
“Гігієнічні вимоги до друкованої продукції для дітей”.

Редактор *Богдана Зіник*

Художник *Олена Волошинська*

Дизайн і комп'ютерне верстання *Андрія Костишина*

Формат 84x108 1/16. Умовн. друк. арк. 13,44. Обл.-вид. арк. 9,80.

Тираж 189 853 прим. Зам. 1-21.

ТзОВ “Видавництво Астон”, 46006, м. Тернопіль, вул. Гайова, 8.

Свідоцтво про внесення до Державного реєстру суб'єктів видавничої справи ТР № 28 від 09.06.2005.

Віддруковано згідно з наданим оригінал-макетом у ТОВ “ЗахідноУкраїнська Книжкова Фабрика”,  
[www.zukf.com.ua](http://www.zukf.com.ua)

*Hello, dear friends!*

*Nice to see you again!*

*I say hello to your mums and pas,  
to your brothers and sisters ... to your friends!*

*How did you spend your summer holidays?*

*Did you make new friends?*

*Look! This is your new English textbook.*

*You can learn English together with your classmates.*

*I am always happy to help!*

*Good luck with your English!*

*Yours, Smiling Sam*



Hello, I'm Smiling Sam.  
Remember me?



**Увага!** Завдання підручника, позначені цими символами, передбачають письмове виконання учнем в окремому робочому зошиті.

# CONTENTS

PAGES	UNIT	STRUCTURES	LANGUAGE IN FOCUS
6-11	<b>Starter 'HELLO AGAIN!'</b>	Listen, read and repeat. Where is Sam from? He is from the USA. What's in the backpack?	
12-31	<b>1 IT'S MY LIFE</b>	She loves board games / skipping. A. always wins the game. Who plays chess? Does he like playing tennis? Are they having breakfast? They are playing games. What are they doing?	Possessive case of nouns Possessive pronouns Adverbs of frequency Present Simple Present Continuous
32-51	<b>2 MY HOMEPPLACE</b>	Where do you live? What's your address? I live at ... There is a kitchen on the left. Is there a fridge in the kitchen? Do you share your room with your ...? Where is the food shop? It's next to the gallery. My school is in School Street.	There is / There are
52-69	<b>3 LET'S CELEBRATE!</b>	Why do you like it? Because it's very romantic. Will you help me to decorate my room? – Yes, I will. / No, I won't. I need some eggs. Anything else? How much milk do you need? How many lemons have you got? How much is it? How much are they?	Future Simple Countable and uncountable nouns
70-87	<b>4 HEALTH AND BODY CARE</b>	What's the matter with you? I've got a stomach ache. I feel sick. How often / long should I brush my teeth? You should eat healthy food. What should you do to keep fit? Stay in bed. Must I go to school? Does your leg hurt? When I have a cold, I drink a lot of tea.	Imperative mood Modals: must, should
88-105	<b>5 THE WORLD OF NATURE</b>	I saw a beautiful view. They didn't play snowballs yesterday. Did she sledge yesterday morning? – Yes, she did. / No, she didn't. It's hotter in summer than in spring. The Sahara is the largest desert in the world. Which life is more interesting: the life in the country or in a town? How long / high is it?	Past Simple Adjectives: degrees of comparison How-questions
106-123	<b>6 ON THE MOVE</b>	They are going by taxi. Taxi is the fastest transport in our town. I would like a ticket, please. Is he coming by train or by bus? We need to find the information desk. It's over there. When did he travel to the seaside? Where do airplanes fly? When does the train arrive, please? It leaves at 11 o'clock.	Would like Wh-questions Object pronouns Adverbs of frequency Adverbials of place
124	<b>Vocabulary</b>		

READING & WRITING	LISTENING & SPEAKING
Personal information.	Meeting and greeting people. Introducing friends / classmates. Identifying the names of the countries. Understanding instructions and commands.
Hobbies and collections. Spending time in a theme park. Favourite sports. School events. Reading membership cards. Writing personal information. Writing a friendly e-mail.	Asking and answering about hobbies / clubs / interests. Commenting on actions and game activities. Asking and answering about favourite films / cartoons / characters. Discussing preferences. Listening for information. Sharing information.
At home. My street. My neighbourhood. My town. Reading a description of a house / flat. Reading and writing riddles about furniture. Reading about traditional home in Britain. Writing about a dream room. Reading and writing advertisements. Reading and following instructions.	Asking and answering about the address / flat / house. Listening for information. Asking and answering about some places in the street / town. Finding locations on the map. Listening to and following directions.
Holidays and traditions in Britain and Ukraine. Birthday parties. Reading and writing invitations. Reading and writing birthday cards. Writing a shopping list. Writing informational sentences.	Asking and answering about holidays and traditions. Planning a birthday party. Preparing / Buying a present. Buying food. Listening to and singing songs. Listening for information. Sharing information. Discussing preferences.
Reading an information text. Reading and writing recipes for a healthy life. Advertisements. Reading and following instructions on first aid. Reading stories. Writing e-mails. Making a health poster.	Asking and answering about health. Giving and receiving some advice. A visit to a doctor. Health problems solving. Telling and acting out stories. Playing the Health Bingo. Listening to and following instructions. Partner interviews. Discussing poems. Discussing and applying information.
Reading about the weather. Reading a friendly e-mail. Reading an information text. Reading and writing a description of a place. Writing information about animals. Writing questions.	Listening to and singing songs about winter. Weather talks. Asking and answering about places on Earth. Describing nature. Talking about animals. Describing places / animals. Asking for information. Sharing information.
Reading an information text. Travelling experience. Reading and writing instructions on travelling. Reading timetables. Visiting interesting places. Airports and railway stations. My favourite way of travelling.	Choosing means of transport. Asking and answering about the places you visit. Planning a trip. Getting information. Talks at the ticket office. Describing a trip. Discussing and applying information. Making decisions and choices.

# HELLO AGAIN!

1



Listen and repeat the chant.



LISTEN,



READ



OR

REPEAT.



OPEN

AND



SHUT.



CUT, CUT, CUT.



TAKE SOME GLUE.



STICK, STICK, STICK.

2



Say the chant and mime.



SING A SONG.



PLAY A TRICK.



COPY THE WORDS.




DRAW A TREE.

ENGLISH IS FUN  
FOR YOU AND ME.

3



Look and say.



This is me.  
My name is ....  
My surname is ....  
I am from ....  
I am ... (years old).  
I am a pupil.



1

Read.

His name is Ben.  
His surname is Lee.  
He is from London.  
He is ten.  
He is a pupil.



Look!

Her name is ...      She is ...  
His name is ...      He is ...



2

Ask and answer in pairs.

What's ... name?      Where's ... from?      What's ... job?  
What's ... surname?      How old is ...?

her  
his  
she  
he



3

Interview your classmate.

What's your ...?

Where are you from?

.....



4

Write about Tina.

Name: Tina  
Surname: Green  
From: London  
Age: 10  
Job: a pupil





1



Look, read and say.

What's in the backpack?

This is Ben's backpack.  
What has he got in it?



He's got a ...



This is Tina's backpack.  
What has she got in it?

She's got a ...

2



Play the game in pairs.


Choose one of the backpacks.  
Look at the picture. Then close your eyes.  
Tell your partner what there is in the backpack.  
Win<sup>1</sup> a point<sup>2</sup> for each thing you remember!  
How many points have you got?

3



Make word cards for your classroom.

- Make some word cards.
- Write the names of things in your classroom.
- Stick each word card on or near the object<sup>3</sup>.
- Teach the words to your class.



Point to the clock, please.

<sup>1</sup>to win – вигравати    <sup>2</sup>a point – бал, очко

<sup>3</sup>an object ['ɒbdʒɪkt] – предмет



1

Look, listen and say.

*Bob:* Hello. My name is Bob.

*Ted:* Hello, Bob. I'm Ted. This is my friend Julie.

*Bob:* Hello, Julie. Nice to meet you.

*Julie:* Hi, Bob. Nice to meet you too.



2

Listen, copy and fill in.



*Alison:* ... My ... is Alison.

*Jane:* ..., Alison. ...'m Jane. This is my ... Mark.

*Alison:* ..., Mark. Nice to ... you.

*Mark:* ..., Alison. ... to meet you too.



3

Have a talk in three.

A: Hello. My name is ...

B: Hello, ... I'm ... This is my friend ...

A: Hello, ... Nice to meet you.

C: Hi, ... Nice to meet you too.



4

Introduce your partner to the class.

His name is Taras.

- Work with a partner. Ask them some questions.
- Write down the answers. Introduce your partner to the class.  
What's your name? How do you spell your name?  
How old are you? What colours do you like?  
Have you got any brothers or sisters?

... name is ...

... is ... years old.


... likes ... and ... (colours).

... has got ... brothers and ... sisters.

**1**



Listen and repeat the names of the countries.



**2**



Look and say where the children are from.

Sam is from the USA.

**3**



Read and role-play.

Imagine<sup>1</sup> you are meeting a new friend. Choose one of the children above and make a name card. Tell your partner about your new friend.

Name:  
Age:  
Country:  
Likes:



**4**



Role-play in pairs.

Imagine your partner is your new friend from another country. Make up a talk.

What's your favourite ...?

Hi! What's your name?

Do you like ...?

Where are you from?

Let's play!

<sup>1</sup>to imagine – уявляти

# 1 IT'S MY LIFE



**1 Listen and say if the sentences are true or false.**

(See the audio script on flyleaf #2.)

It's true.

It's false.

- 1 Rosie's favourite toy is a doll.
- 2 Steve's favourite sport is football.
- 3 Dorian's favourite toy is a computer game.
- 4 Ann's favourite comic is *Tom and Jerry*.
- 5 Martin's favourite toy is a helicopter.



**2 Listen again and match.**



Rosie



Steve



Dorian



Ann



Martin



**3 Ask two classmates about their favourites. Copy and fill in the table.**

What's your favourite toy (colour, sport, computer game ...)?

Name	Toy	Colour	Sport	Computer Game



**4 Write about your favourites.**

My favourite ... ..

Look!



We like games. **Our** favourite game is chess.

**They** play computer games.

**Their** computer games are new.

we → **our**

they → **their**

1



Listen, read and name the kids' favourite games.



Sashko and Vania are from Ukraine. Their favourite game is chess. Chess is a board game.



Wanda is from the USA.

She loves skipping.

Here's her favourite skipping chant:

*Teddy bear, teddy bear, touch your nose,*

*Teddy bear, teddy bear, touch your toes.*

*Teddy bear, teddy bear, touch the ground.*

*Teddy bear, teddy bear, turn around.*



Arturo and Paula are from Italy. They like playing a computer game about SpongeBob.

SpongeBob is a cartoon hero. He lives in the sea. Arturo always wins the game.

Greg, Kim and Helen are from England. Their favourite game is *Snakes and Ladders*. Snakes and Ladders started from an old Indian board game. Players move their counters<sup>1</sup> up the ladders and down the snakes.



<sup>1</sup>a counter ['kaʊntə] – фішка



2

Ask and answer in pairs.

- 1 Who loves skipping?
- 2 Where does SpongeBob live?
- 3 Who plays chess?
- 4 What is Greg, Kim and Helen's favourite game?



3

Tell the class about your favourite game.

My favourite game is ...  
It is about ...  
Players ...



4



Copy and fill in 'their' or 'our'.

- 1 My friends like sport. ... favourite sport is football.
- 2 We're in Year Four. ... teacher is a woman.
- 3 There are 36 pupils in Bill and Nick's classroom. ... classroom is big.
- 4 We go to Winding School. ... school is old.

Look!



- Do you **listen** to music every afternoon?  
– Yes, I **do**.
- Do you **play** computer games in the morning?  
– No, I **don't**.

do not = don't

1



a) Look at the words and say what they mean.

ALWAYS

USUALLY

NEVER

SOMETIMES

OFTEN

b) Complete  
the sentences  
about you.

I always ... in the morning.  
I usually ... in the afternoon.  
I often ... before<sup>1</sup> school.  
I sometimes ... after<sup>2</sup> school.  
I never ... in the evening.

2



Ask and answer in pairs.

- 1 Do you always have breakfast?
- 2 Do you wash your face in the morning?
- 3 Do you always wake up early<sup>3</sup>?
- 4 Do you play computer games after school?
- 5 Do you sometimes forget<sup>4</sup> your homework?
- 6 Do you sometimes help your mum in the kitchen?
- 7 Do you study every day?
- 8 Do you watch TV every day?

<sup>1</sup>before [bi'fɔ:] – до  
<sup>2</sup>after [ɑ:ftə] – після

<sup>3</sup>early ['ɜ:li] – рано  
<sup>4</sup>to forget [fə'get] – забувати



3

Read and say which sentences are true for you.

- |                                |                                   |
|--------------------------------|-----------------------------------|
| 1 I play volleyball.           | 5 I don't read books about magic. |
| 2 I don't like mornings.       | 6 I watch videos every Saturday.  |
| 3 I don't listen to rap music. | 7 I don't play computer games.    |
| 4 I help in the kitchen.       | 8 I like English.                 |



4

Listen to your classmates. Fill in their names.

- |                                    |                                       |
|------------------------------------|---------------------------------------|
| 1 ... plays volleyball.            | 5 ... doesn't read books about magic. |
| 2 ... doesn't like mornings.       | 6 ... watches videos every Saturday.  |
| 3 ... doesn't listen to rap music. | 7 ... doesn't play computer games.    |
| 4 ... helps in the kitchen.        | 8 ... likes English.                  |



5

Listen and sing.



Saturday is fun.  
Saturday is great.  
I'm never tired<sup>1</sup>.  
I get up very late<sup>2</sup>.  
Saturday, Saturday ...

Sunday is super.  
Sunday is cool.  
I don't do my homework.  
I don't go to school.  
Sunday, Sunday ...



Saturday and Sunday  
Are my favourite days.  
All I ever do  
Is watch TV and play.  
Saturday, Sunday ...

<sup>1</sup>to be tired ['taɪəd] – бути втомленим

<sup>2</sup>late [leɪt] – пізно



Look!



Does he like playing tennis? Yes, he **does**.  
Does she read books? No, she **doesn't**.

does not = **doesn't**

1



Look at the table. Ask and answer in pairs.

NAME	LIKES	DISLIKES
Ron	hockey	painting
Tom & Bob	stamps	skating
Mary & Vira	books	riding bikes
Linda	dolls	cars
Paul	sledging	books

*Example:*

A: Does Ron like hockey?

B: Yes, he does.

A: Does he like painting?

B: No, he doesn't.

2



Copy the table. Ask and answer in pairs.

	Yes	No
1 Do you wake up early on Sunday?		
2 Do you have a big breakfast?		
3 Do you read books about magic?		
4 Do you watch films on TV?		
5 Do you do your homework after school?		
6 Do you visit your friends?		
7 Do you go to <i>McDonald's</i> ?		
8 Do you play computer games every day?		



3



Write a report about your classmate.

Mark **doesn't** wake up early on Sunday.  
He has a big breakfast...

1



Match the names of the clubs to their pictures.



- 1 chess club
- 2 karate club
- 3 fitness club
- 4 basketball club
- 5 computer club

- 6 table tennis club
- 7 yoga club
- 8 tennis club
- 9 drama club

2



Look at the membership<sup>1</sup> cards. Then say.

Fay is 38. He goes to the chess club.  
He is good at playing chess.

CHESS CLUB

NAME *Fay Lee*AGE *38*

DRAMA CLUB

NAME *Jane Wells*AGE *62*

YOGA CLUB

NAME *Sally Red*AGE *40*

TENNIS CLUB

NAME *Alison Lewis*AGE *33*

COMPUTER CLUB

NAME *John Black*AGE *38*

3



Tell the class about your friends' hobbies.

4



Do your project.

- a) Write about you and your family's hobbies.
- b) Draw a picture or stick a photo.
- c) Make a poster.

This is me. My name is ... . I'm ... (years old).

This is my dad / mum etc. He / She is good at ...

<sup>1</sup>membership ['membəʃɪp] – членство

1



Listen and read.

**be fond of** I'm fond of dancing.

Ted is fond of sport. We are fond of painting.

**join a club** I am fond of music and I am going to join the Music Club.

Do you want to join the Sports Club?

**different** different places, different jobs. There are different clubs in our school. They are Dancing Club, Drama Club and Music Club.

**be interested in** Ann is interested in nature studies. She knows a lot about animals and plants. Ann isn't interested in sport. What are you interested in?

2



Look. Then listen and say.

*Teacher:* Let's have a talk about your hobbies.

*Sam:* Hobbies?

*Teacher:* Hobby is what you like doing.

\* \* \*

*Teacher:* Look, children! There are different clubs at our school this year: dancing, painting, history...

*Ann:* Can I join the Dancing Club?

*Teacher:* Yes, of course. What is your hobby, Pam?

*Pam:* I am fond of painting.

*Teacher:* Great! And what about you, Tom?

*Tom:* I am interested in history.




3



Act out.

4



Match and say.

- 1 I go to the Dancing Club.
- 2 I am interested in maths.
- 3 I don't usually watch football matches.
- 4 Skating is my favourite sport.

a I like doing sums.

b I don't like football.

c I'm good at dancing.

d I am good at skating.

1



Listen, point and repeat.



badge



coin



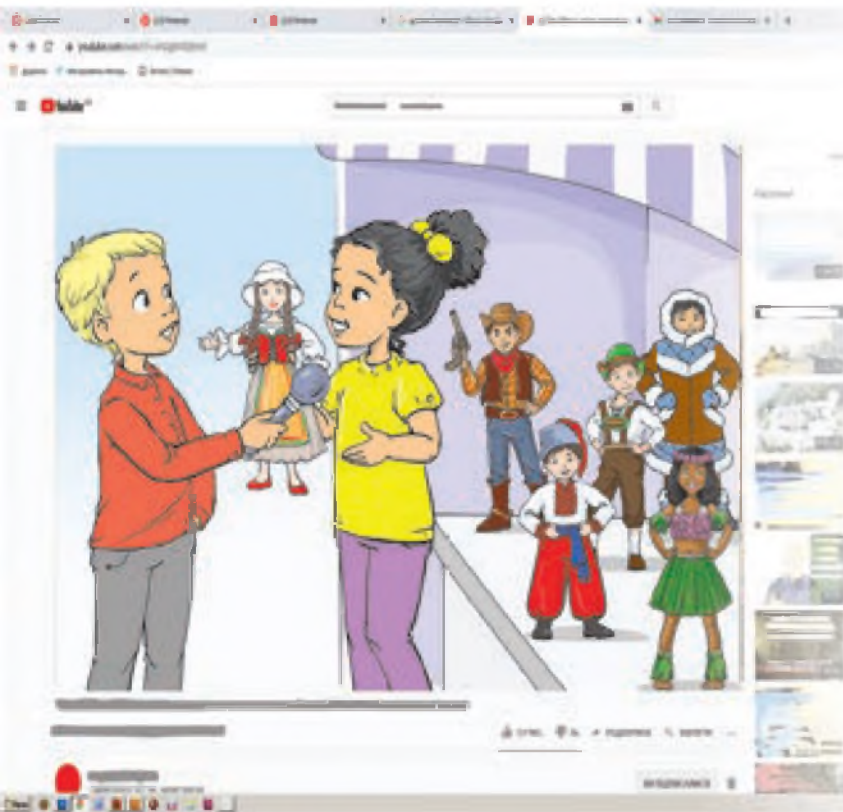
stamp

Italy-  
ItalianCanada-  
CanadianGermany-  
GermanFrance-  
French

2



Look. Then listen and say.



*Speaker:* Good afternoon! This is *School News Programme*. Today we've got a School Hobby Fair. Children from different classes present their collections. This is Mary Woodcraft. She collects dolls. Tell us about your collection, Mary.

*Mary:* Well, here is my collection. There are dolls from different countries in it. I've got one English doll, two German, one Ukrainian, one Canadian, and three French dolls. My favourite is the Italian doll.

*Speaker:* Oh, your Italian doll is really very beautiful!

3



Listen and read.

- invitation, collection, nation, nationality
- glass, class, fast
- fridge, porridge, badge
- hare, chair, hair, fair
- me, these, scene, Pete, theme

to collect – a collector  
to act – an actor

**to collect** to collect dolls, to collect coins, to collect stamps.

My friend collects badges. I collect stickers. What do you collect?

**collection** a collection of dolls, a collection of masks.

I have got a big collection of postcards. Have you got any collection?

**collector** a good collector, collectors from different countries.

Ann is not a good collector: her collection is small. Is Bob a coin collector?

**theme** the theme of the lesson, the theme of the collection.

What is the theme of Mary's stamp collection?

**to present** to present a project, to present a collection.

The collectors present their collections on different themes today.

**fair** Art Fair, Flowers and Vegetables Fair. This year the Handicraft Fair is in the hall of our school. Children are going to perform their works at the fair.



#### Play the guessing game.



A: **Have you got** a collection of ...?

B: Yes, I have. / No, I haven't.

A: **Are you fond of** collecting ...?

B: Yes, I am. / No, I am not.

A: **Do you collect** ...?

B: Yes, I do. / No, I don't.

A: **Are you a ... collector**?

B: Yes, I am. / No, I am not.

A: **Are you interested in** collecting ...?

B: Yes, I am. / No, I am not.



#### Write a letter to your penfriend.

Tell him/her about:

- the things you are fond of
- your favourite subject at school
- the things you like doing at home
- the collection you have got
- the club you go to or going to join
- your favourite sport and a sportsman

Look!



I **am** playing a game.  
He **is** reading a book.  
She **is** dancing.

You **are** singing.  
We **are** clapping.  
They **are** jumping.

1



Look. Then listen and say.



*Kate:* Hello, guys! Are you playing *Snakes and Ladders*?

*Vicky:* Yes, we are. We're climbing up the ladders and moving down the snakes. It's a great game!

*Kate:* Can I play the game, too?

*Bill:* Not now, Kate. I'm clicking on the snake and ... here we go!

*Vicky:* Are we walking in the park?

*Bill:* No, we are not. We are walking in the jungle! Vicky, be careful!

2



Ask and answer in pairs.

- 1 Are Vicky and Bill playing *Snakes and Ladders*?
- 2 Are they moving down the ladders?
- 3 Is Kate watching TV?
- 4 Are Vicky and Bill walking in the park now?
- 5 Is Kate walking in the jungle?

Look!



**Am** I walking in the jungle?

– Yes, I **am**.

– No, I **am not**.

I **am not** walking in the jungle now.

**Is** he / she playing a computer game?

– Yes, he / she **is**.

– No, he / she **is not**.

He / She **isn't** playing a computer game now.

**Are** they playing football?

– Yes, they **are**.

– No, they **aren't**.

They **are not** playing football.


are not = aren't

1



Play the mime game.

play in the snow, play tennis,  
listen to music, have breakfast,  
play a computer game, do sums,  
go to bed, do homework, ski



– Are you dancing?

– No, I am not.

– Are you skating?

– Yes, I am!



2



Listen and sing.

I'm singing. I'm singing,  
Singing like a star.

I'm playing. I'm playing,  
Playing the guitar.

I'm dancing. I'm dancing,  
Dancing to rock and roll.

I'm playing. I'm playing,  
Playing basketball.

I'm clapping. I'm clapping,  
Clapping: clap, clap, clap.

I'm snapping. I'm snapping,  
Snapping: snap, snap, snap.



3



Act out the talk from task 1 on page 22 in three.

Look!



- What is Bill doing?** – He **is cleaning** his room.  
**What is Kate doing?** – She **is making** a cake.  
**What are you doing?** – I **am watching** TV.  
**What are they doing?** – They **are playing** games.

1



Look. Then listen and say.



*Nick:* Hi, Bill! What are you doing?

*Bill:* I'm watching a film.

*Nick:* What is it about?

*Bill:* It's about four children:

Lucy, Edmund, Susan  
and Peter. They are  
brothers and sisters.

*Nick:* What is this girl doing?

*Bill:* She is opening a magic wardrobe and walking into  
Narnia. It is a magic country with magic animals.

*Nick:* And who is that lion?

*Bill:* That's the King of Narnia, Aslan.

*Nick:* And who is this woman?

*Bill:* This is the White Witch. She is beautiful, but she is bad.

*Nick:* Can the children help the animals?

*Bill:* Let's watch the film!



2



Act out in pairs.





1



Complete the rap below with the lines (a–e).

a

Yes, she is Cinderella.

b

I am flying on a broom.

c

But what are they doing in a lorry?

d

Is he a prince?

e

Are you looking for the treasure?



Are you a witch? Are you flying on a broom?  
Yes, I am a witch. **b**.....  
Meet me in the spooky<sup>1</sup> room.

Is she Cinderella? Is she running from the ball?

.....

She is running from the ball.

She lost her shoe somewhere<sup>2</sup> in the hall...... Is he looking for the shoe?

Yes, he is a prince. He is looking for the shoe.

Don't worry, Cinderella, he will marry<sup>3</sup> you.Are you pirates? .....Yes, we are pirates. We are looking for the treasure<sup>4</sup>.Money, jewels<sup>5</sup> – what a pleasure!

Are they dwarfs? Are they reading a story?

Yes, they are dwarfs. They are reading a story.

.....

2



Listen to the rap above and check.

<sup>1</sup>spooky – моторошний  
<sup>4</sup>treasure ['treɪzə] – скарб

<sup>2</sup>somewhere – десь  
<sup>5</sup>a jewel ['dʒu:əl] – коштовність

<sup>3</sup>to marry – одружуватися

3



Ask and answer about the text in task 1.

for pupil A

Are Is	you	looking for the shoe?
	she	flying on a broom?
	he	looking for the treasure?
	we	reading a story?
	they	running from the ball?

for pupil B

Yes,	I	am	looking for the treasure.
	she	is	reading a story.
	he	are	flying on a broom.
	we		running from the ball.
	they		looking for the shoe.

4



Listen, mime and sing.

I am playing a team game.  
I am watching my TV.  
I am acting in a school show.  
I am climbing a green tree.

Lots of things  
I do and act,  
Have and make,  
Read and take...  
So many things  
I watch and see.  
They are all  
Good for me!



# STORY TIME

1



Listen, point and repeat.



pirate



ghost



dinosaur



ride a roller  
coaster



drive  
a bumper car



desert  
island

2



Look at the picture on page 28 and listen. Then read.

## In Magicland

Everybody is having a good time in Magicland. Some boys are riding a dinosaur. Two girls are driving a bumper car. Look at Uncle Phil and Ronnie! They are riding a roller coaster. It is so exciting! But Ronnie is not having fun at all! He looks so scared.

Look at Jessica! She is shaking hands<sup>1</sup> with Snow White. And Susan? She is taking a photo of them. Look at Greg and Luke! They are on a pirate ship. They are going to the desert island. There is treasure hidden there. And look at Elliot! He is in front of the horror house. He is talking to a ghost. Maybe the ghost is telling him a spooky story ...

3




Ask and answer in pairs.

- 1 Are Uncle Phil and Ronnie riding a roller coaster now?
- 2 Is Jessica shaking hands with Snow White now?
- 3 Is Susan drinking lemonade now?

<sup>1</sup>to shake hands – тиснути руку

- 4 Is Elliot singing with a witch now?  
5 Are Greg and Luke looking for the treasure now?



4



Read and play the mime game.

Imagine your class is in *Magicland*. You are a reporter. Copy each sentence below and write the names of your classmates in each line. Read the sentences, your classmates should mime the action they hear.

- ... is eating an ice cream.
- ... is dancing with a pirate.
- ... and ... are looking for the treasure.
- ... is drinking lemonade.
- ... and ... are singing with a witch.
- ... is driving a bumper car.
- ... and ... are riding a roller coaster.
- ... is going to a desert island.
- ... is shaking hands with a ghost.
- ... and ... are riding dinosaurs.
- ... is taking photos.

# REVISION

1



**Interview your classmate.**

- 1 Where are you from?
- 2 What do you like doing?
- 3 What are you good at?
- 4 What are you fond of?
- 5 Who / What is your favourite sportsman / team?
- 6 Are you interested in collecting? If yes (якщо так), what do you collect?



2



**a) Tell the class about what you do after school.**

I always ...

I sometimes ...

I often ...

I never ...

**b) Listen to your classmates.**

**c) Speak about one of your classmates.**

3



**Match. Then ask and answer in pairs.**

- 1 Are you fond
- 2 Is he good
- 3 Have you got a collection
- 4 Is he interested
- 5 Is she a good

- of badges?
- in maths?
- at swimming?
- collector?
- of collecting stamps?

4



**Imagine you are on a desert island now.  
Write out the true sentences.**

I'm watching TV.

I'm not watching TV.

I'm looking for the treasure.

I'm not looking for the treasure.

I'm fishing.

I'm not fishing.

I'm driving a bumper car.

I'm not driving a bumper car.

5



Read and name the sports English boys and girls do.

## SOME THINGS THE ENGLISH ARE FOND OF

The English are a sports nation. Lots of English people do different sports and are fond of playing sports games. You know that English boys like playing football and hockey.

But do you know what games English girls like to play? In England girls usually play netball. They play hockey, too! Many schools have got their sports teams.

There are different clubs for boys and girls in England. Parents often go to their children's schools to see their children's work. Some of the schools have fairs. Pupils perform their art or project works there. Many schools perform concerts and plays at the end of the school year.

6



Say if the sentences are true or false.

- 1 English girls like playing football.
- 2 The English are a sports nation.
- 3 English boys like playing football and hockey.
- 4 English girls don't play netball.
- 5 Parents don't go to their children's schools.
- 6 Parents perform their art or project works at fairs.
- 7 Many schools have got their sports teams.
- 8 Many schools perform concerts and plays.

Number 1.  
False.  
No, they don't.

7



Have a talk about your favourite sports and games in pairs.

# Into Your Portfolio

1



Read the e-mail. Help Linda to write her answer.




e-mail

Message Edit Search Utilities Spell Checker Privacy View Action

To Linda Johnson  
From Tetianka Moroz

Dear Linda,  
I'm OK. And how are you?  
I still collect little teddy bears. I keep them in a big box under my bed.  
I sometimes ride a bike. I go to music school and play the guitar.  
But I don't like it much. I want to join our dancing club at school.  
What do you usually do after school? Have you got a hobby?



2



Do a survey. Write and present your report.

	Steve	Rose	Bob	Nancy	Tom
collecting things	X	✓	X	X	X
doing sport	✓	X	X	X	X
painting	X	X	X	X	X
music	X	X	X	✓	✓
computer games	X	X	✓	X	X
reading	X	✓	X	X	X

My name is Ron.  
I am fond of reading.  
My classmates have got different hobbies.  
Steve likes doing sport.  
Rose is interested in collecting dolls.  
Bob's hobby is playing computer games.  
Nancy is fond of music.  
Tom is fond of music, too.

# 2 MY HOMEPLACE

1



Listen and read.

My home is in London. What is London? It is a big city. I live at 10 Green Street. My street is very nice. There are not many cars in my street. I live in a house. My house is blue and it is not very big. The front door is red. The rooms in my house are small. My room is small, too. It is always messy, but I like it.



2



Ask and answer in pairs.

- 1 Where is Vicky's home?
- 2 What colour is Vicky's house?
- 3 What colour is the front door?
- 4 Is Vicky's house very big?
- 5 Is Vicky's room big or small?



city



town

Look!

Vicky lives at 10 Green Street.

the address = number + name of the street

3



Have a talk.

A: Where do you live?

B: I live in a small town (big city/village).

A: What's your address?

B: I live at ...

4



Say where your partner lives. Then write where you live.


... lives in ...

He/She lives at ... Street.

I live in a ...

I live at ... Street.



1  Listen, point and repeat.



balcony



flat



block of flats



yard



flowerbed



behind



upstairs

downstairs

Look!




There is a kitten in the house.  
There is a bed in the bedroom.

2  Look and read.


### OUR HOUSE

This is our house. It is big. We have got a balcony. There is a green garden behind the house. We like to walk in it. There is a small yard in front of our house. There is a nice flowerbed on the left side of the house. There is a garage on the right. We have got our car in it. We like our house.



3  Choose and complete.

- 1 This is our ...      a) house    b) flat
- 2 We have got a ...      a) car    b) balcony in our house
- 3 There is a garden ....      a) in front of the house    b) behind the house
- 4 There is a flowerbed ....      a) on the left    b) on the right
- 5 There is a garage ....      a) in the yard    b) on the right

4  Tell the class about your house / flat.

kitchen

balcony

bedroom

toilet

There is a ... in my house / flat.

bathroom

living room

1



Listen, point and repeat.

cupboard

gas cooker

fridge



dining room



dishwasher



washbasin

washing machine



2



Read and guess.

- 1 You cook on it.
- 2 You wash your clothes in it.
- 3 You put your food into it.
- 4 You wash your face and hands in it.
- 5 You put your cups and plates into it.
- 6 You eat in this room.

3



Write two riddles for your classmates.

It is a room. It starts with the letter ...  
It is in the ... It starts with the letter ...

4



Complete the sentences about your home.

Look!



There are four chairs in the kitchen.  
There are two beds in my bedroom.

There is a ... and there are ... in my sitting room.

There is a ... and there are ... in my kitchen.

... .. in my bathroom.

... .. in my bedroom.

Look!

Is there a fridge in the kitchen?  
Yes, **there is.** / No, **there isn't.**

Are there posters on the wall?  
Yes, **there are.** / No, **there aren't.**

1



Listen, point and repeat.



mirror



bunk beds



wardrobe



curtains

2



Look, listen and say what room  
you can't see in  
the picture.

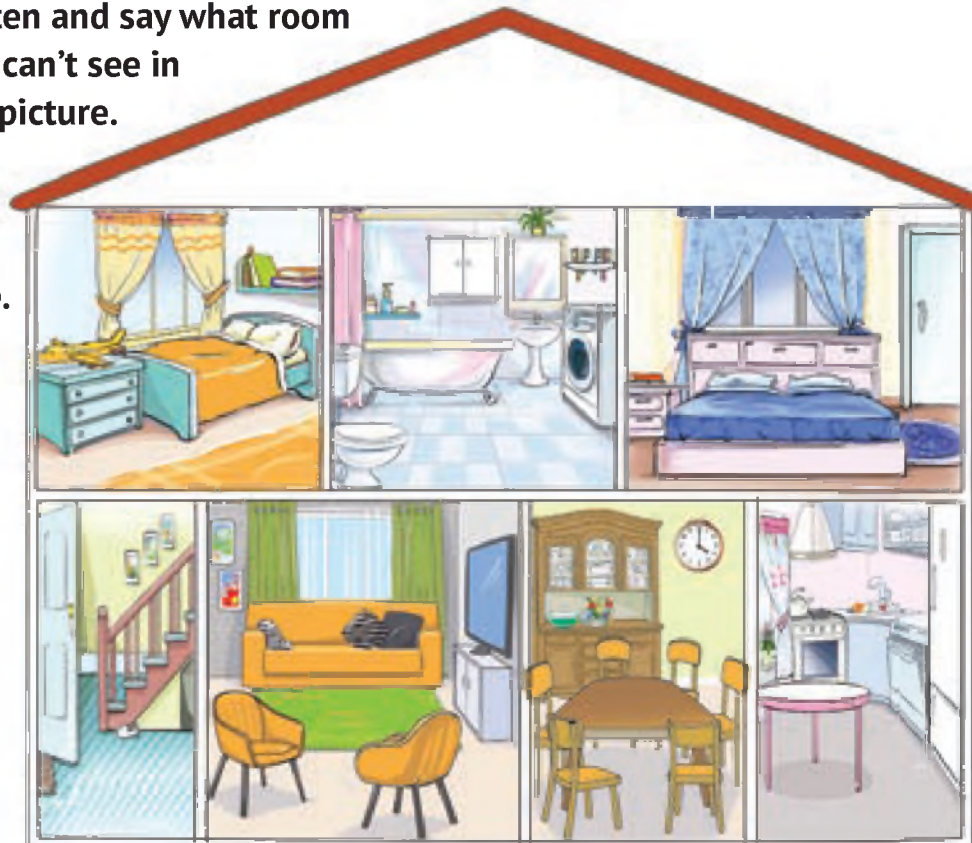
3



Read  
about  
the house.

a) My house is big.

There are four rooms downstairs – a hall, a sitting room, a dining room and a kitchen. There are two bedrooms and a bathroom upstairs on the first floor. Father and I have got a special room there. Mother calls it the *Shock Room*. There is a big black wardrobe there, two old desks and a big old toy box, and there are a lot of posters on the wall. That's my favourite room.



b) In the sitting room there is an orange sofa and two chairs. There is a TV set on the cupboard. There is a big green carpet on the floor. There are two pictures on the wall. There is a big brown table and six chairs in the dining room. There is an old cupboard there, too. There is a clock on the wall. There is a cooker, a fridge and a sink<sup>1</sup> in the kitchen. We've got a dishwasher, too. There is a small table under the window and there are some cupboards on the wall.

4



**Ask and answer in pairs.**

- 1 Are there four chairs in the dining room?
- 2 Are there two chairs in the sitting room?
- 3 Is there a big table in the kitchen?
- 4 Are there two desks in the *Shock Room*?
- 5 Is there a hall downstairs?

5



**Copy at least three questions from task 4. Write the answers.**

6



**Read and say.**

This is Janet. She is from England.  
She wants to know about your flat / house.  
Tell her about it.



7



**Play the guessing game.**

- A: Is there ... in  
your bathroom?  
B: Yes, there is. /  
No, there isn't.  
A: Are there ...?  
B: ...



1



Listen and sing.

I have got a house  
And a pretty yard.  
You can see a mouse,  
A kitten and dog Bard.  
I've got a big bedroom  
With two beds in it,  
And one red armchair  
In which I can sit.

I have got a kitchen  
Where I can cook.  
And there are two fridges  
Where I keep food.  
Do you like my garden  
And the flowerbed?  
Welcome to my house –  
I'll be very glad!

2



Ask and answer in pairs.

- Is there a garage in the house?
- Is there a garden behind the house?
- Are there any pets in the house?
- Is there a fridge in the kitchen?
- Are there birds in the house?
- Is there a blue armchair in the yard?

3



Listen, point and repeat.

in the  
middle (of)in the  
corner

between



4



Listen and read. Then draw.

I like my kitchen. The walls are pink. There is a fridge on the left and a cupboard on the right. There is a sink in the corner. There is a gas cooker between the sink and the cupboard. There is a table and there are four stools<sup>1</sup> in the middle of the kitchen.

5



Complete the sentences.

In my living room there is a ..., there is a ... and there are ...  
In my kitchen ... In my bathroom ... In my bedroom ...  
My favourite room is ... because there ... in it.

<sup>1</sup>a stool [stu:l] – табуретка

Is your room small? Is it tidy?  
Do you share it with your brother / sister?



1



**Listen about other children's rooms  
and compare them with your room.**


*(See the audio script on flyleaf #2.)*



Pam



David



Mia



Dario



2



**Ask and answer in pairs.**

- 1 Is Dario's room tidy?
- 2 Is there a sofa in Pam's room?
- 3 Is there a wardrobe in David's room?
- 4 Are there many dolls in Mia's room?
- 5 Are there any dolls in Pam's room?
- 6 Are there curtains in Mia's room?

3



Say if the sentences are true or false.

- 1 There is a wardrobe in Pam's room.
- 2 There is just one book on Dario's shelf.
- 3 There is a carpet in Mia's room.
- 4 There is a desk in David's room.
- 5 There are a lot of CDs in Dario's room.
- 6 There are a lot of drawings in David's room.

Look!



big – bigger

small – smaller

long – longer

short – shorter

My room is smaller **than** my brother's room.

My flat is **bigger than** my friend's flat.

This kitchen is darker **than** that one.

The pink carpet is softer **than** the green one.

My sister's room is lighter **than** my room.

4



Complete.

My room is smaller than ...

My room is lighter than ...

The carpet in my room is ...

5



Play the game.

- 1 Draw a picture of a room. Don't show it to your partner.
- 2 Describe the room to your partner, for example:

There is a table on the right.

- 3 He / She must draw a picture of that room, too.
- 4 Compare the pictures.





**1 Listen and read.**

**restaurant** to eat in a restaurant. Let's have dinner in a restaurant. My uncle usually has dinner in a restaurant. They cook well in this restaurant.

**bakery** to go to the bakery. We usually buy bread at the bakery. There are many kinds of bread in the bakery.

**greengrocery** to buy lemons at the greengrocery. In this greengrocery you can buy many vegetables and fruit.

**neighbour** to have nice neighbours. He is our nearest neighbour: he lives next door. I like my neighbours because they are friendly people.



**2 Look, listen and read.**

### IN MY STREET

I am Ian. Let me tell you about my street. It is not very long. There are some shops in the street and a lot of trees.

There is a baker's shop with fresh bread and a greengrocer's with fresh fruit and vegetables. I go to the supermarket every day. It is next to my house.

It is not a busy street so we ride our bikes there. There are no tall buildings there, just family houses and small blocks of flats.

I have nice neighbours. I love my street very much.



**3 Ask and answer in pairs.**

- 1 Is Ian's street busy?
- 2 Are there any shops there?
- 3 Where is the supermarket?
- 4 Are there any tall buildings there?
- 5 Ian likes his street. Why?



1



Listen, point and repeat.



theatre



circus



museum



gallery



cinema

2



Look. Then listen and say.

Vicky: Bill, meet Peter. He is my cousin from York.

Bill: Hi, Peter!

Peter: Hello, Bill!

Vicky: Peter wants to have a walk round the city.

Peter: Is there a museum near here?

Bill: No, there isn't.

But there is a nice circus in the street.

Peter: Really? Are there any animals in the circus?

Bill: Yes, of course.

Peter: Great! Can we go there?

Bill: Sure.



3



Act out in three.

4



Ask and answer in pairs.

greengrocery

gallery

theatre

restaurant

cinema

bakery

supermarket

circus

Is there a ... in the town?

Yes, there is. /  
No, there isn't.

1



Listen, point and repeat.



bus stop



post office



bank



police station



opposite

2



Look. Then listen and say.



*Vicky:* Look, Peter. This is my street.

*Peter:* It's very long. Where is the food shop?

*Vicky:* It's next to the gallery.

*Peter:* And where is the gallery?

*Vicky:* The gallery is down the street.

*Peter:* What is this beautiful building in front of us?

*Vicky:* It's a restaurant.

*Peter:* Is there a theatre in the street?

*Vicky:* No, there isn't. But there are two cinemas down the street.



3



Act out in pairs.

4



Look at the map on page 43.

Fill in the words from the box.

- 1 The museum is between the post office and the police station.
- 2 The school is ... the library.
- 3 The post office is ... of Park Street and River Street.
- 4 The circus is ... of the theatre.

between  
behind  
next  
on the left  
on the right  
opposite  
at the corner



5 The school is ... the cinema and the swimming pool.

6 The hospital is ... to the post office.

7 The bank is ... the library ... of the bus stop.

5



Look at the map. Complete.

This is my home town. My school is in School Street. It is opposite the ... My mum is a shop assistant. She works at the ... It is between the ... and the museum. My dad is a cook. He works in ... Street. His restaurant is opposite the ... My favourite place is the zoo. It is in ... Road. It is between the ... and the ... In my home town there is also a big theatre. It is next to the ... and opposite the ... I like my home town very much.



1



Listen, point and repeat.



bridge



statue



double-decker



underground



castle



fountain

2



Look and listen. Then read.

## LONDON

London is a big city. It's in England. There is a river in London. It's called the Thames.

There are a lot of bridges over the Thames. The Tower Bridge is very old and very famous.

There is a big park in London. It's called Hyde Park. You can do a lot of things there. You can walk, run, ride a bike or ride a horse.

There are a lot of old buildings and museums in London. The British Museum is very famous.

There are a lot of cars and buses in the streets of London. London's taxis are black and London's buses are red. What are these big buses called? Double-deckers, of course. There are also trains that go under the streets. This place is called the Underground. The trains there are very fast.



The Thames



The Tower Bridge



The British Museum



Hyde Park



The London Underground



London's taxi



double-decker

3



Complete.

- 1 London is a big c...
- 2 The Thames is a r...
- 3 The Tower B... is old and famous.
- 4 In Hyde P... you can do a lot of things.  
You can run, walk, ride a b... or ride a h...
- 5 The place where t... go under the streets  
is called the U...

4



Listen and sing.

## The Song of People (after Lois Lenski)

Sing a song of people  
Walking fast or slow;  
People in the city,  
Up and down they go.

People going shopping,  
People on the bus;  
People passing, passing,  
Next to and in front of us.

People on the metro,  
Underneath<sup>1</sup> the ground;  
People driving taxis  
Round and round and round ...

Sing a song of people  
Who like to come and go;  
Sing of city people  
You see but  
never know!  
You see but  
never know ...

<sup>1</sup>underneath [ˌʌndəˈniːθ] – під (чимось)

# STORY TIME

1



Look, point and read.



neighbourhood



skyscraper



surgery

2



Look and listen. Then read and say where Oscar is.

Melanie, Lolly and Jasmine are a team. The team's looking for a missing pet, Lolly's cat Oscar. Of course, the boys are helping, too. Only David is not helping. He is at home because he is ill.

They are looking everywhere: in the park, behind the church ... But they can't find Oscar. They have got a lot of pictures of Oscar with Lolly's telephone number.

"We can put the pictures on our

school and the skyscrapers. And you boys can put the pictures on the post office and on the family houses," says Melanie.



"OK, master!"

Luka is laughing.

"Stop kidding! This is serious."

Lolly is sad. "I must find Oscar. I'm sure he's hungry, thirsty and scared."

"Don't worry, Lolly! He is now the most popular cat in our neighbourhood. Everybody is looking for him."



“I’m sure we can find Oscar,” says Jasmine. And now, there are pictures of Oscar all over the neighbourhood. On the school door, on the surgery door, at the shop ... even<sup>1</sup> at the police station.

They are all tired. It’s late and they are going home now.



She is only a little angry. And Oscar? Look at him. He is sleeping like a baby.

Lolly is in her room. She is really worried.

“Oh, Oscar ... where are you? Are you really lost?”


“Miaow ...” she can hear.

And there he is, in Lolly’s bed.

“Oscar! You’ve been in my bed all this time.

You naughty<sup>2</sup> cat!”

Lolly is not worried any more.



3



Ask and answer in pairs.

- 1 Who is Oscar?
- 2 Who is sad? Why?
- 3 Who is hungry and thirsty?
- 4 Why isn't David helping?
- 5 Who is worried?
- 6 Who is tired?
- 7 Why is Lolly angry?

4



Talk about Oscar’s adventure<sup>3</sup>. Complete on your own.

The boys are .... Only David .... He is .... The boys and the girls have got a lot of .... There is Lolly’s .... The pictures of Oscar are .... Lolly is really .... But Oscar is hiding .... He is sleeping like .... And now Lolly is ....

<sup>1</sup>even ['i:vən] – навіть

<sup>2</sup>naughty ['nɔ:ti] – неслухняний

<sup>3</sup>an adventure [əd'ventʃə] – пригода

## REVISION

1



Listen and say if the sentences are true or false.

(See the audio script on flyleaf #2.)

False. She isn't four. She is five.



- 1 Sandy is four.
- 2 Sandy is fond of playing with dolls.
- 3 Sandy has got a new toy car for her doll.
- 4 There isn't a table in the doll's kitchen.
- 5 There is some toy food in the fridge.
- 6 There is some meat and fish for dinner.
- 7 There isn't any soup and it is a big problem.
- 8 Sandy can cook some soup on the cooker.
- 9 Sandy likes her new toy kitchen very much.

2



Ask and answer about your house / flat.

A: Have you got a house / flat?

B: Yes, I have. / No, I have not.

A: Is there ... in your house / flat?

B: Yes, there is. / No, there isn't.

A: Are there ...?

B: Yes, there are. /

No, there are not.



3



Write out the sentences which are true for you.

- 1 I live in a flat. / I live in a house.
- 2 I share my room with my brother (sister). / I am alone in my room.
- 3 My room is tidy. / My room is not very tidy.
- 4 My mum gets upset when she sees my room. / My mum never gets upset about my room.
- 5 I tidy up my room every week. / I tidy up my room only when my mum tells me to.

4



Write about your bathroom.



5



Read. Then match.

People in Britain live in different places – in cities, towns or villages. Cities have many people and many tall buildings where people work or live. In towns there are not as many people as in cities. And there are not so many tall buildings. People live in houses or blocks of flats. There aren't so many people in villages. And there are no tall buildings at all.

Gardening is the most favourite hobby in Britain. The British plant different beautiful trees and flowers in their gardens near their houses. That's why they are very beautiful and colourful, especially in spring.

People are very friendly and helpful in their neighbourhoods. They love each other and are always ready to help.

city

town

village



a



b



c

6



Make up sentences.

- A toy shop
- A pet shop
- A sweet shop
- A park
- A supermarket
- A greengrocery
- A bakery

is a place where  
you can

- buy lollipops.
- play.
- buy bread.
- get a pet.
- buy fruit and vegetables.
- buy toys.
- go shopping.



lollipop

7



Look, read and guess.

- 1 It is between the bank and the post office. It is the ...
- 2 It is opposite the bus stop. It is the ...
- 3 It is behind the museum. It is the ...
- 4 It is next to the sweet shop. It is the ...
- 5 It is in front of the restaurant. It is the ...
- 6 It is behind the theatre. It is the ...
- 7 It is opposite the post office. It is the ...



8



Listen and point to the right places in the picture.

(See the audio script on flyleaf #2.)

9



Match to make up true sentences.

- |                         |   |
|-------------------------|---|
| 1 Nick's house is ...   | a) opposite Nick's house.                   |
| 2 The bakery is ...     | b) on the left side of the pet shop.        |
| 3 The pet shop is ...   | c) on the right side of the pet shop.       |
| 4 The sweet shop is ... | d) between the video rental and the bakery. |
| 5 The toy shop is ...   | e) next to the supermarket.                 |

10



Ask and answer in pairs.

A: Is there a school in Park Street?

B: Yes, there is. / No, there isn't.

A: Where is the ...?

B: It is ...

# Into Your Portfolio

1



Read the advertisements<sup>1</sup>. Make your own advertisement.



- two bedrooms
- a balcony
- a popular block of flats
- in front of the park
- two years old

**2-bedroom flat**



- three bedrooms
- a big hall
- a dining room
- two bathrooms
- a garden and a garage
- six years old

**3-bedroom house**

**IT'S A PLACE  
FOR YOUR  
ADVERTISEMENT**

2



a) Read about a child's dream room<sup>2</sup>.

This is my dream room.  
I love music and films.  
There are music posters and stickers on the wall.  
I've got lots of CDs, a computer and the Internet.  
I can watch films.  
There are lots of toys in my room.  
There are dolls, puzzles and board games.  
I can play in my room all day.



b) Imagine your dream room. Draw and write about it.

Use these words and phrases:

- This is my ...
- There are lots of ...
- And I've got ...
- In my dream room there are ...
- I love ...
- I can ...

<sup>1</sup>an advertisement [əd'vɜ:tɪsmənt] — оголошення, реклама    <sup>2</sup>a dream room — кімната мрії

## LET'S CELEBRATE!



Listen, point and repeat.



Look. Then listen and say.



*Mrs Wills:* What is your favourite month, Ann?

*Ann:* My favourite month is December.

Christmas is in December.

*Mrs Wills:* What do you like about Christmas?

*Ann:* I like a Christmas tree, Santa Claus, carols and presents.

*Jane:* And I want to tell you about my favourite holiday. I like St Valentine's Day.

*Mrs Wills:* When is it?

*Jane:* It is in February.

*Mrs Wills:* Why do you like it?

*Jane:* It is very romantic.



Act out.



Ask and answer in pairs.

A: What is your favourite holiday?

B: ...

A: Why do you like it?

B: ...

**1** Listen, point and repeat.



pillow



visit



celebrate



find

**2** Look. Then listen and say.

Jane: I say, I have got an e-mail from Tania. She is my friend from Ukraine.

Ann: What is she writing?

Jane: She is writing about her favourite holiday.

Bill: What is it?

Jane: It is St Nicholas Day.

Jim: When is it?

Jane: It is in December.

Ann: Why does she like it?



Jane: She finds presents under her pillow on this day.

Bill: Under the pillow?

Jane: Yes, St Nicholas comes at night and visits kids. He puts presents under their pillows.

Jim, Ann, Bill: Wow!

**3** Say if the sentences are true or false.

- 1 Jane has got an e-mail from Ukraine.
- 2 Her friend is writing about her dog.
- 3 Tania's favourite holiday is Easter.

- 4 St Nicholas Day is in December.
- 5 Tania finds presents under the table.
- 6 St Nicholas visits kids.

**4** Listen and sing.

Oh, St Nicholas, come and see  
How good children we can be.  
Bring us presents – we'll be  
very glad.  
So, let's go early to bed!

We're nice and polite –  
Visit our house at night.  
Our pillows are waiting for gifts<sup>1</sup>.  
We are good and  
well-bred<sup>2</sup> kids!

<sup>1</sup>a gift – подарунок

<sup>2</sup>well-bred – вихований



1

Listen, point and repeat.



stocking



fireplace



list



2

Listen and read.

**hang** I usually hang Christmas toys on my Christmas tree.  
British children hang their stockings above the fireplace.

**tradition** a good tradition, an old tradition,  
English traditions, Ukrainian traditions.  
My family has traditions.



## The Night Before Christmas

The night before Christmas English children hang their stockings above the fireplace. This is a tradition.

They think that Santa Claus comes at night. He has got a big bag with Christmas presents. He puts presents into kids' stockings. Children like to write letters to Santa Claus before Christmas. They tell him what presents they like.



3

Choose and complete.

1 English children hang their stockings ...


a) on the door

b) above the fireplace

c) on the bed

- 2 Santa Claus has got ...  
 a) a Christmas tree    b) a big bag    c) a big stocking
- 3 Santa Claus puts presents ...  
 a) into the cupboard    b) under the pillow    c) into the stocking
- 4 ... like to write letters to Santa Claus.  
 a) Parents    b) Children    c) Pets
- 5 They tell him what ... they like.  
 a) presents    b) traditions    c) holidays

4



Match and say.

- 1 St Nicholas visits ...
- 2 English children find their presents ...
- 3 Santa Claus brings presents to ...
- 4 Ukrainian children find their presents ...
- 5 Ukrainian children write letters to ...
- 6 English children write letters to ...

- in their stockings,  
above the fireplace.
- English children.
- under the pillows.
- Santa Claus.
- Ukrainian children.
- St Nicholas.

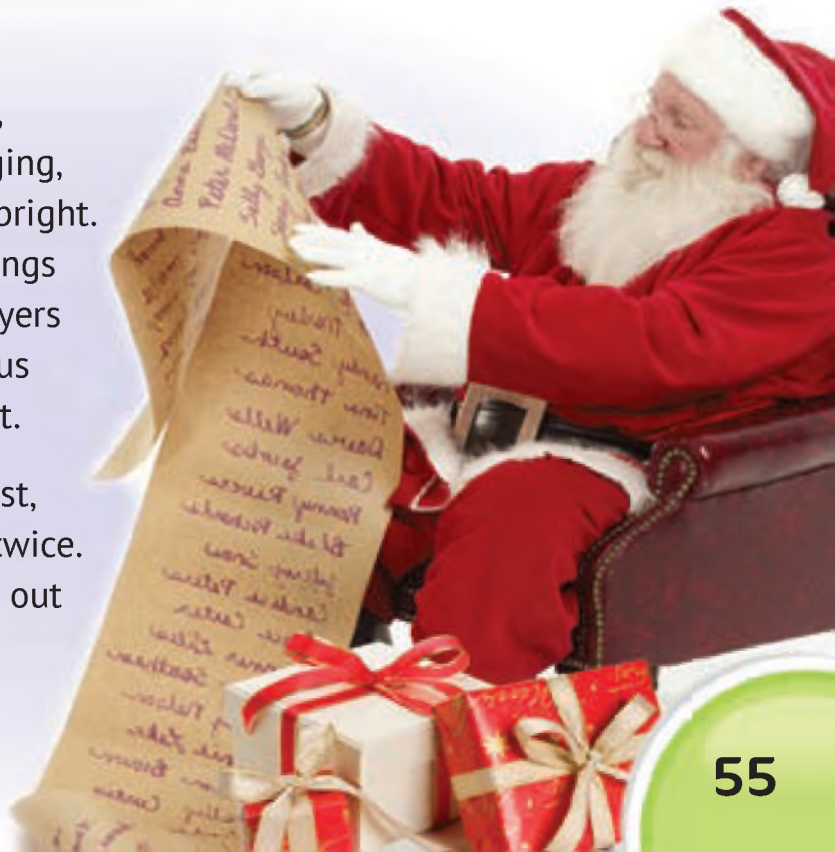
5



Listen and sing.

Bells are ringing,  
 Children are singing,  
 All is merry and bright.  
 Hang your stockings  
 And say your prayers  
 'Cause Santa Claus  
 is coming tonight.

He is making a list,  
 And checking it twice.  
 He wants to find out  
 Who is naughty  
 And who is nice.




1



Look. Then listen and say.

It is Monday. It is 7 o'clock.  
I usually get up at 7  
o'clock on weekdays.

On Saturday I **will get up** at 9 o'clock.  
It is my birthday on Saturday.  
I **will get** presents on Saturday.



Look!



I	We
You	You
He	They
She	

**will go** to the party

**tomorrow.**  
**next** week.  
**next** month.  
**next** Monday.

2



Listen and read.

## JIM'S PARTY

It's Friday. It is Jim's birthday tomorrow. He will be 9. Jim will have a party on Sunday. He has got an idea: it will be a fancy-dress<sup>1</sup> party. He will invite<sup>2</sup> his friends Jane, Bill and Ann to his party. Jane will be Molly-the-Monkey. Ann will be Fanny-the-Fox. Bill will be Sam-the-Snake. And Jim will be Uncle Upton. It will be funny.

3



Match. Then write.

- |                       |                             |
|-----------------------|-----------------------------|
| 1 It is ...           | a) Molly-the-Monkey.        |
| 2 Jim will have ...   | b) Sam-the-Snake.           |
| 3 Jim will invite ... | c) a fancy-dress party.     |
| 4 Jim will be ...     | d) Jim's birthday tomorrow. |
| 5 Bill will be ...    | e) Uncle Upton.             |
| 6 Ann will be ...     | f) his friends.             |
| 7 Jane will be ...    | g) Fanny-the-Fox.           |

<sup>1</sup>fancy-dress – костюмований<sup>2</sup>to invite [ɪn'vaɪt] – запрошувати



Look!



Will

I  
we  
you  
he  
she  
they

go to school tomorrow?

Yes,  
No,I  
we  
you  
he  
she  
theywill.  
will not.

will not = won't

1



Listen and read.

– Will you bake a cake?  
– Yes, I will.

– Will I go shopping?  
– Yes, you will.

– Will they celebrate their  
granny's birthday next week?  
– Yes, they will.

– Will he tidy up his room tomorrow?  
– No, he will not. He will be at  
school tomorrow.

2



Look. Then listen and say.



*Jim:* It is my birthday on Saturday. I will be nine. Will you come to my birthday party?

*Jane:* Of course, I will.

*Jim:* Will you help me to decorate my room tomorrow?

*Jane:* Yes, I will.

*Jim:* See you.

*Jane:* Bye-bye.

*Jane:* Hi, Bill! You know, it is Jim's birthday on Saturday.

*Bill:* Oh!

*Jane:* Will you go with me to buy a present for Jim?

*Bill:* Yes, I will!



3



Act out.

1



Listen, point and repeat.

20

twenty

30

thirty

40

forty

50

fifty

60

sixty

70

seventy

80

eighty

90

ninety

100

(one) hundred

2



Listen and read.

A birthday is a special day for my family. We usually have birthday parties. My mum has her birthday in February. She will be 30. My father's birthday is in March. He will be 35.

My granny Liz will be 70 in May. My grandad Paul has his birthday in August. He will be 70, too. My granny Emily will be 50 in June. My grandad Sam will celebrate his birthday in July. He will be 60. And my birthday is next week! I will have a lot of presents. My mum will cook a birthday cake. My dad will make a special dinner. It will be a great party!

3



Fill in.

- 1 Ann will celebrate her birthday ... week.
- 2 She will have a ... party.
- 3 Ann's grandparents will come to ... their granddaughter's birthday.
- 4 It will be a ... day.
- 5 Ann will ... her friends, too.
- 6 The girl will get a lot of ...

celebrate, special, birthday,  
presents, invite, next

4



Ask and answer in pairs.

A: Will Mr Black  
be 60?

B: No, he will not.  
He will be 50.

A: ...?

B: ...



Mr Black



Mrs Simson



Mr Brown



Mrs Smith

**1** Listen, point and repeat.



apple pie



flour



fridge



go shopping

**2** Look. Then listen and say.



*Bill:* Hi, Vicky! You know, it is Nick's birthday on Saturday.  
*Vicky:* Oh, really? I have got an idea! I'll make an apple pie on his birthday. Will you help?  
*Bill:* Of course, I will.  
*Vicky:* Come tomorrow and we'll see.



*Vicky:* Well, there is some butter. There are some apples. There is some flour. Oh, I need some eggs. Will you go shopping, Bill?  
*Bill:* Of course, I will.  
*Vicky:* Get some eggs and some milk, please.

\* \* \*

**3** Make up questions. Ask and answer in pairs.

Will	I	sing Christmas carols?
	you	make New Year decorations?
	he	write a letter?
	she	make an apple pie?
	we	go shopping?
	they	get presents?

Will you go shopping?

Yes, I will. / No, I won't.

**4** Act out the talk from task 2 in pairs.



Listen, point and repeat.



bar



pack



bottle



jar



bag



carton



2

Listen and read.

a bar of chocolate  
a jar of jam

a pack of butter  
a bag of flour

a bottle of water  
a carton of juice



3

Read and compare.

There is **some** chocolate.



There are 3 bars of chocolate.



There is **some** milk.



There is **some** butter.



There are 2 packs of butter.



There are 4 bottles of milk.



4

Look. Then listen and say.



*Shop assistant:* Can I help you?

*Bill:* Yes, please. I need a pack of eggs.

*Shop assistant:* That's five pounds.

Anything else?

*Bill:* Well, I need a bottle of milk, too.

*Shop assistant:* One pound and 50 pence.

*Bill:* Here you are.

*Shop assistant:* Here is your pack of eggs and a bottle of milk.

*Bill:* Thank you.



£1  
(pound)



50p  
(pence)



5

Act out in pairs.

1



Look. Then listen and say.



Nick: How many balloons will we need?

Mother: I think 10 balloons will be OK.

How many guests are going to come?

Nick: Well, Bill and Vicky ...

Mother: How much juice will you need?

Nick: 2 litres.

Mother: Will you need some ice cream?

Nick: Yes, please.

Mother: How much ice cream will you need?

Nick: Let me think ... One kilo will be good.

Nick: I need some bananas.

Shop assistant: How many bananas do you need?

Nick: Five bananas, please. How much are they?

Shop assistant: They are 50p.

Nick: Here you are.



Look!



- **How many** eggs have you got?
- I've got ten eggs.
- **How many** apples have you got?
- I've got five apples.

- **How much** milk have you got?
- I've got **a litre of** milk.
- **How much** flour have you got?
- I've got **half a kilo of** flour.

2



Ask and answer in pairs.

How much  
How many

bananas  
tomatoes  
lemonade  
sugar  
mushrooms  
popcorn  
butter  
cherries

will you need?

I'll need

ten ...  
a litre of ...  
a kilo of ...

3



Act out the talk from task 1.



1

**Listen and read.**

**money** You need some money for shopping. I've got some money for presents. How much money do you need? – I need 20 pounds.

**How much is it?**

A: What a nice camera! How much is it?

B: It is £50.

A: And how much is this photo album?

B: It is £5 and 50p.

**How much are they?**

A: I need five oranges, please. How much are they?

B: They are £2.

2

**Look, listen and say. Then act out in pairs.**

*Kate:* Good morning!

*Shop assistant:* Good morning. Can I help you?

*Kate:* Can I have this postcard, please? How much is it?

*Shop assistant:* It's 40 pence.

*Kate:* Thank you. Here you are.

*Shop assistant:* Thanks. Bye.

*Kate:* Bye.



3

**Play the game.**

Make a shop in class.

- 1 Cut out the money from the Activity Book.
- 2 Bring some toys, books and school things.
- 3 Stick on the prices.
- 4 Play shop in class.

4

**Listen and say the rhyme.**

A bear and a bunny  
Have much money.  
They go to the shop  
For carrots and honey.

*Shopping*

When the bear and the bunny  
Ask for some carrots and honey,  
The man in the shop  
Says, "Where is your money?"

How strange<sup>1</sup> and funny!  
They really have money –  
And that's how they buy  
Their carrots and honey.



1



Match.



1

“Happy birthday and many happy returns of the day!”<sup>1</sup> the English usually say to a man or woman on this day. Friends write greetings on birthday cards and give presents.

2

A birthday is a special day for a person. It is a personal holiday, but people like to be with their friends and their family on this day. That's why they make up birthday parties.

3

At a birthday party there is always a cake with candles on the table. Count the candles or read the number and you will know how old the person is!

2



Choose and complete.

- 1 A birthday is a ... day for a person.  
a) *personal*    b) *happy*    c) *special*
- 2 “Happy birthday and many ...!” they say.  
a) *happy days*    b) *happy returns of the day*    c) *nice presents*
- 3 Friends write ... on birthday cards.  
a) *rhymes*    b) *stories*    c) *greetings*
- 4 Count the ... and you will know how old the person is.  
a) *balloons*    b) *candles on the cake*    c) *birthday presents*

3



Tell the class about your birthday.

My family puts a lot of presents near my bed.

We always eat special food.

We always have a beautiful birthday cake.

We invite many guests.

<sup>1</sup>Many happy returns [nɪ'tʒ:n] of the day! – Многії літа!

# STORY TIME

1



Look and listen. Then read.



*Bill:* I love birthday parties. I love eating a birthday cake, sweets and biscuits.

*Vicky:* I love birthday cards and presents, too.

2



*Nick's mother:* Here's Nick's birthday cake. Look at the candles. You know, in my family we put an extra candle for good luck.

3

Happy Birthday



*Nick:* My mum's from Canada. In Canada parents put butter on their children's noses for good luck.



4



*Bill:* Ha-ha! I can't wait to see you with butter on your nose!

2



Ask and answer in pairs.

- 1 Who loves birthday parties?
- 2 What does Nick's family do for good luck?
- 3 What do parents in Canada do for good luck?



Look!



- |          |           |            |
|----------|-----------|------------|
| sweets   | candles   | glasses    |
| cakes    | eggs      | oranges    |
| biscuits | balloons  | sandwiches |
| packs    | mushrooms | boxes      |

child – children

3



Match.



- 1 There are some biscuits, popcorn and a cake for the party.
- 2 There is a party on Thursday at seven o'clock.
- 3 Nick is ten years old today.
- 4 There are three children.
- 5 There are eleven candles on Nick's cake.

4



Act out the talk from task 1 in four.

5



Write a list. Ask and answer in pairs.

For my party I need: ✓ a cake  
✓ ... ..

I need some balloons and a pizza.

I need ...

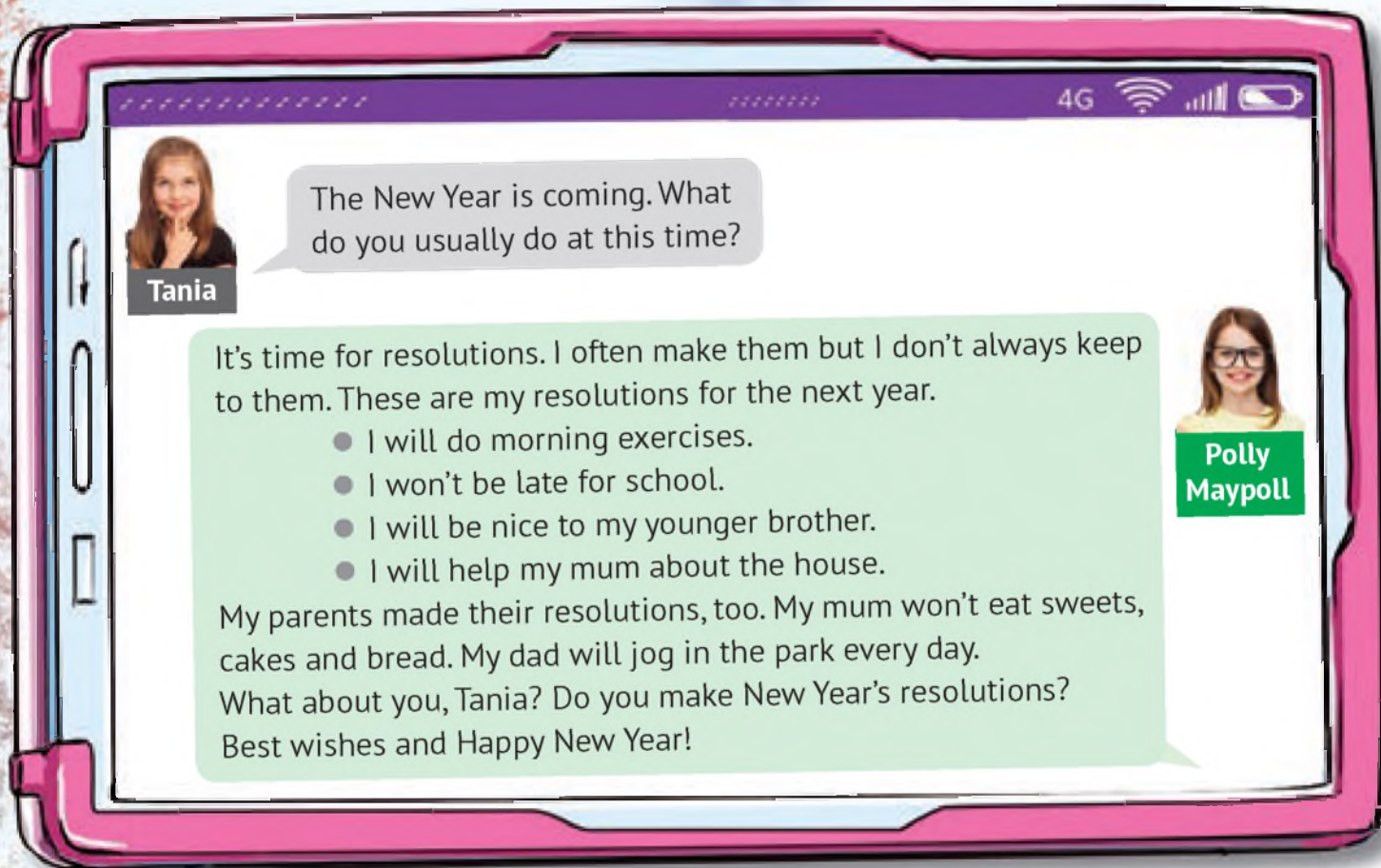
How many / much ... do you need?

## REVISION

1

**Read.**

British and American people often make promises for the new year. They call them New Year's **resolutions**. Here is the letter from Polly, a British girl of 10 years old.



2

**Ask and answer in pairs.**

- 1 What is the resolution?
- 2 Will Polly help her mum to make New Year's resolutions?
- 3 What will Polly do next year?
- 4 What is her mum's resolution?
- 5 What will her father do?
- 6 Do the Ukrainians make New Year's resolutions?

3

**Write a list of your New Year's resolutions.**

4



Have a talk.

Will you ...?

Yes, I will. / No, I won't.

Will you ... on this day?

Yes, I will. I will ... / No, I won't. I will not ...

celebrate Christmas, write an e-mail, make decorations, make a cake, put presents under the New Year tree / into stockings, invite friends, write greeting cards, dance around the Christmas tree, sing carols, write a letter to St Nicholas, have a fancy-dress party

5



Look, read and fill in.



There ... some jam.



There ... some juice.



There are ... bags of flour.



There ... some flour.



There ... 2 jars of jam.



There ... 5 cartons of juice.

6



Match the sentences to the people.

## WHO SAYS IT?

Thanks.


Here you are.

Can I help you?

It's 50p.

Can I have this mug, please?

How much is it?



Ann



Shop  
assistant

7



**Read and role-play in pairs.**

You are in a food shop.  
You've got a shopping list.  
Talk to your classmate.  
He / She is a shop assistant.



A: Can I help you?  
B: Yes, please. I need ...  
A: That's ... Anything else?  
B: Well, I need ...  
A: ...  
B: Here you are.  
A: Here is your ...  
B: Thank you.



8



**Listen and sing.**

Oranges, pears and apples ...  
How much are they?  
Oranges, pears and apples ...  
Are they cheap<sup>1</sup> today?

Oranges, pears and apples ...  
Are ready today.  
Six for sixty-six pence.  
It's too much to pay.

48 pence

*Chorus:*


What about bananas?  
How much are they?  
What about bananas?  
Are they cheap today?

You can have bananas.  
They are cheap today.  
You can have bananas.  
It's not much to pay.

I want 12 bananas.  
They are cheap today.  
I want 12 bananas.  
How much are they?

You'll have 12 bananas:  
They are cheap today.  
Twelve for 48 pence.  
But who is to pay ...?<sup>2</sup>

12 bananas



<sup>1</sup>cheap [tʃi:p] – дешевый

<sup>2</sup>But who is to pay? – Але хто заплатить?

# Into Your Portfolio

1



Read, then ask and answer in pairs.

e-mail

Message Edit Search Utilities Spell Checker Privacy View Options

To	Bob, Mary, Mike, Sally, Victor
From	Sam
Subject	Birthday Party

Hi guys,  
 I want to invite you to my birthday party on Tuesday, the 15th of May.  
 Meet me at *Old Cowboy Place* at 3:00 pm.  
 We will ride horses, play outside and feed the animals.  
 We will eat hamburgers.  
 I will have a big cake with candles, too.  
 Please come. Don't forget to wear a hat.  
 Hope to see you.  
 Sam



- 1 Whose birthday will it be?
- 2 When is the birthday party?
- 3 What will his friends do?
- 4 What will they eat?
- 5 What will they wear?

2



Imagine you will have a birthday party soon. Write a letter to your penfriend about what you will have for your party.

3



Look and write the invitation to your birthday party.

**PYJAMA BIRTHDAY PARTY**

Bring pyjamas.

Food, games, music, DVDs and fun all night!

To \_\_\_\_\_

When: Monday, the 22nd of April

Time: 8:00 pm

Where: My house, 6B Redwood Street

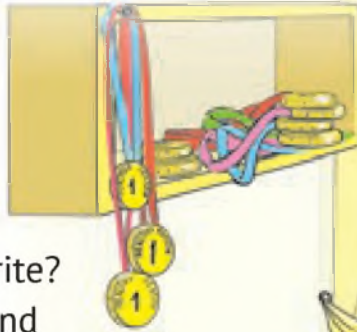
From: Diana

1



Look and guess about Lizzy.

- 1 Where does Lizzy live?
- 2 What has Lizzy got in her garden?
- 3 What does Lizzy write?
- 4 What does Lizzy send to the best children's homes?



2

Listen and read.  
Then check.

Lizzy lives in a small house with a big garden. She has got a lot of fruit in her garden. Every Sunday she sells the fruit at the food fair. Lizzy has got a secret hobby. She writes recipes for a healthy life. Why does she do that? Well, she knows some children who need help. And how does she help? She writes the recipes as letters. Then she sends the letters to the children's homes and waits for the results. The results are always good because the children want to win Lizzy's health medal! Lizzy is always happy when she sends the medals to the best children's homes.

3



Read Lizzy's letters.

1

To Jamie:  
Wash your hands  
before meals! Don't  
eat with dirty hands.

2

To Tommy:  
Eat fruit and  
vegetables more  
often! They give  
you vitamins.

3

To Mary:  
Don't skip  
breakfast!  
It's the most  
important meal.





1

Talk about your eating habits<sup>1</sup>.

I often / sometimes / never eat (drink) ...

apples, hamburgers, milk,  
chocolate, water, cola,  
lollipops, spinach

2



Listen to your partner.

Then tell the class about his/her eating habits.

3



Look and say in pairs.



I think milk is good for your teeth.

I think sweets are bad for your teeth.

4



Listen and do.

*(See the audio script on flyleaf #2.)*

5



Make new commands for your friends.

Then write.

back, knees, fingers, legs, eyes, arms, toes

Stretch  
Touch  
Roll | your ...

6



Read and answer.

People who watch too much TV are called 'couch potatoes'.

Too much TV or computer use is not good for your health.

Your body needs action – walking, jogging, aerobics,  
fitness training, mountain climbing, swimming,  
karate, football, basketball etc.● What do you do  
for your body?<sup>1</sup>a habit ['hæbɪt] – звичка



1



Read. Then ask and answer in pairs.

Dear Friends,

Every pupil in our school  
can join our


# KEEP FIT CLUB

You don't need special clothes –  
you may come in your tracksuit and trainers.

**JOIN US!**

We put on your favourite music and move. It's fun!

The club meets on Tuesdays, Thursdays and Fridays, 4.00 – 4.30.



- 1 Is the club for one class only?
- 2 Do you need special clothes?
- 3 What do they listen to while they do exercises?
- 4 What time does it start?
- 5 What time does it finish?

2



Write about a club at your school or in your town/village.

- What's the name of the club?
- Who is it for?
- When is it?
- Do you need special clothes?



### 3 Match.

Early to bed,  
early to rise,  
Makes a person  
healthy and wise.



Exercise can make  
you strong.  
It can be fun and  
won't take long.



Wash your hands  
before you eat.  
Keep yourself both  
clean and neat.



An apple a day  
keeps the doctor  
away.



Brush your teeth  
and did you hear?  
See your dentist  
every year.



You should  
eat good  
food to stay  
healthy.

You should  
get a good  
sleep.

You should  
take care  
of your teeth.

You should  
wash often  
to stay  
healthy.

You should  
do morning  
exercises.

### 4



Write your  
recipe for  
a healthy life.

1



Say what you should do to have beautiful and strong teeth.

2



Listen and say how often you should go to a dentist.

(See the audio script on flyleaf #2.)



3



Ask and answer in pairs.

- 1 How often should you brush your teeth?
- 2 How long should you brush them?
- 3 What sort of brush should you choose?
- 4 How often should you change it?
- 5 What should you eat to keep your teeth healthy?

4



Read the proverb<sup>1</sup> and say how you understand it.

Good health is above wealth.

5



Read and answer.

Aid means help.

If<sup>2</sup> you cut your finger, wash it and put a plaster on it. Every night take the plaster off. Put a new plaster on in the morning. You should keep your cut clean. If the cut is serious, go to see a doctor.



- How do you give first aid if your friend cuts his/her finger?

<sup>1</sup>a proverb [ˈprɒvɜːb] – прислів'я

<sup>2</sup>if – якщо

1



Listen, point and repeat.



stomach ache



headache



toothache



sore throat



cough



cold



high temperature



broken leg

2



Look. Then listen and say.



*Mum:* What's the matter with you? Are you OK?

*Goldilocks:* I'm not OK.

*Mum:* Let's see. Hmm. You are hot. You've got a temperature.

*Goldilocks:* I've got a headache, too.

*Mum:* Why don't you go to bed?



*Goldilocks:* I can't go to bed. I've got a stomach ache and I **feel sick**.



*Mum:* Oh, dear! Let's call the doctor!  
*Goldilocks:* No, not the doctor. I'm scared.  
*Mum:* Don't worry! Doctor Jones is really nice.

3



Read the dialogue again and say if the sentences are true or false.

- 1 Goldilocks is at home.
- 2 She is fine.
- 3 She's got a temperature.
- 4 She's got a headache and a stomach ache.
- 5 She wants to see the doctor.

4



Guess what the sentences mean.

Let's call the doctor!

What's the matter with you?

I've got a temperature.

I feel sick.

5



Act out the talk from task 2 in pairs.

1



Look and listen. Then read.



A: Ouch!  
 B: What's the matter with you?  
 A: I've got a stomach ache.  
 B: Let's call the doctor.



A: I've got a temperature, mum.  
 B: Stay in bed!



A: What's the matter with you?  
 B: I've got a headache.  
 A: Go to sleep.

A: What's the matter?  
 B: I've got a toothache.  
 A: Go to the dentist's.



2



Act out in pairs.

3



Copy and fill in the table.

PROBLEM	HELP
headache	
stomach ache	
temperature	
toothache	

4



Match. Then ask and answer in pairs.

What do you do when you have got ...?

When I have got ...,....

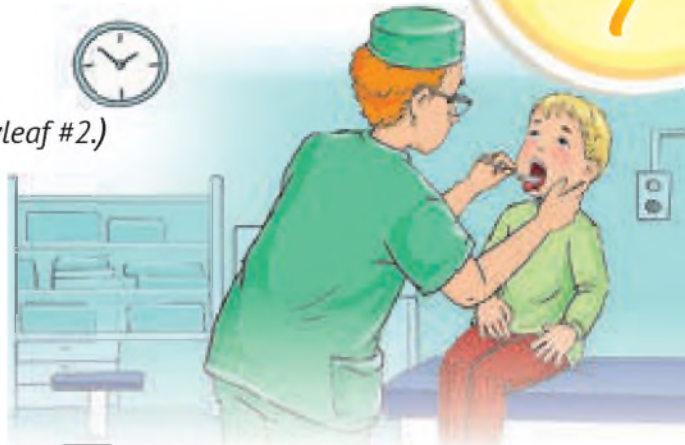
- a headache ●
- a stomach ache ●
- a sore throat ●
- a toothache ●
- a cold ●
- a broken leg ●
- I don't walk.
- I go to sleep.
- I stay in bed and take my temperature.
- I drink warm tea with honey.
- I don't eat or drink anything. I call the doctor.
- I go to the dentist's.

# 1


**Listen and put the dialogue in order. Then act out.**

(See the audio script on flyleaf #2.)

- |   |  |
|---|--|
| <input type="checkbox"/> <i>Doctor:</i> Open your mouth.                              | <input type="checkbox"/> <i>Patient:</i> I have a headache.                            |
| <input type="checkbox"/> <i>Patient:</i> Should I go to school tomorrow?              | <input type="checkbox"/> <i>Doctor:</i> Good morning, Bob. What's the matter with you? |
| <input type="checkbox"/> <i>Doctor:</i> Do you have a sore throat, too?               | <input type="checkbox"/> <i>Patient:</i> AAAAA ...                                     |
| <input type="checkbox"/> <i>Patient:</i> Good morning, doctor.                        | <input type="checkbox"/> <i>Doctor:</i> Well, it's nothing serious. Just a cold.       |
| <input type="checkbox"/> <i>Doctor:</i> No, stay at home and drink a lot of warm tea. |  |
| <input type="checkbox"/> <i>Patient:</i> Yes, I do.                                   |  |
| <input type="checkbox"/> <i>Doctor:</i> Next, please.                                 |  |




# 2


**Match and write.**

- |             |  |
|-------------|--|
| 1 A vet     | ● helps ill people.                      |
| 2 A dentist | ● helps you when your tooth hurts.       |
| 3 A doctor  | ● needs help from a doctor or a dentist. |
| 4 A patient | ● helps ill animals.                     |

# 3


**Guess who usually says these sentences. A doctor, a dentist or both?**

- |                                   |  |
|-----------------------------------|--|
| 1 Stay in bed for a few days.     | 4 Come again next week for a check-up.             |
| 2 I need to pull out that tooth.  | 5 I'll put a cast <sup>1</sup> on your broken leg. |
| 3 Take this medicine twice a day. | 6 Open your mouth wide.                            |

# 4


**Practise with your partner.**

*You:* What's the matter with you?

*Partner:* I've got a ... (problem)

*You:* ... (help)

*Partner:* And what's the matter with you?

*You:* I've got a ... (problem)

*Partner:* ... (help)

<sup>1</sup>to put a cast [kɑ:st] – накладати гіпс

1



Look and read. Guess what the words mean.

I've got  
a runny nose.



paper tissues



hanky



towel

2



Listen and say who has got a runny nose.

(See the audio script on flyleaf #2.)

3



Ask and answer in pairs.

- 1 Who has got a cold?
- 2 What's the matter with David's throat?
- 3 Has he got a runny nose?
- 4 What's the matter with his head?
- 5 Does David sneeze<sup>1</sup>?
- 6 Does Dr Fox cough?

4



Choose and tell the class what you usually do.

- 1 When I have got a cold, I drink a lot of ...  
a) cola   b) milk   c) tea
- 2 When I have got a headache, I ...  
a) put a wet towel on my head   b) go to a silent place   c) go to sleep
- 3 When I have got a runny nose, I ...  
a) use a hanky   b) don't use anything   c) use a paper tissue
- 4 When I stay in bed, I ...  
a) read books   b) listen to music   c) watch TV

5



Match. Then write.

- |                                   |                          |                         |
|-----------------------------------|--------------------------|-------------------------|
| 1 I've got a sore throat.         | <input type="checkbox"/> | Here's a paper tissue.  |
| 2 I think I've got a temperature. | <input type="checkbox"/> | Here's some hot tea.    |
| 3 I've got a runny nose.          | <input type="checkbox"/> | Here's some honey.      |
| 4 I cough a lot.                  | <input type="checkbox"/> | Here's the thermometer. |

<sup>1</sup>to sneeze [sni:z] – чхати





1

**Read and guess what these words mean.**

give medicine, catch a cold, have the flu, have a bad tooth

### TAKE CARE OF YOUR HEALTH

When you feel ill, your mother calls in a doctor. The doctor gives you some medicine. In a short time you'll get better and be in good health. You'll be able to go back to school.

In cold seasons many people catch colds. When you have got a cold, you have to drink a lot of hot tea. A bad cold is called flu. When you have got the flu, you can give it to other people around you. So, you must stay at home.

When you have got a bad tooth, you go to the dentist's.

Try to keep fit. Then you'll be in good health. You should do morning exercises. You should do sport and stay outdoors every day. You should eat a lot of fruit and vegetables and other healthy food.



2

**Ask and answer in pairs.**

- When does your mother call in a doctor?
- Why should you take medicine when you are ill?
- When do people catch flu?
- Is your health very good, good, poor or bad?
- Where do you go when you have got a bad tooth?
- What should you do to keep fit?



3

**Fill in.**

cold, headache, fit, doctor, healthy, flu, felt, care, medicine

Once my friend ... ill. He was hot and had a ... We called in a .... My friend was lucky – it wasn't .... He caught a ....

The doctor gave him some ... and said my friend should stay in bed. Then the doctor told us that we should take special ... of our health when it is winter. We should keep ...: do morning exercises and eat ... food.



4

**Write an e-mail to your friend about a time you got ill or hurt.**

- How did you feel?
- What did you do?

# STORY TIME

1



**Look and listen. Then read.**



It's Wednesday afternoon, but Luka is in bed.

*Dad:* Luka, why aren't you doing your homework?

You have school tomorrow morning.

*Luka:* But I can't. I don't feel good.

*Dad:* What's the matter?

*Luka:* I think I'm ill. I can't go to school tomorrow.

*Dad:* We must visit your doctor then.

*Luka:* But ...

*Dad:* No buts. Maybe it's something serious.

Luka and his dad go to the doctor's.

The waiting room is full of kids.

*Doctor:* Does Luka have  
a high temperature?

*Dad:* No, he doesn't.

*Doctor:* Does he cough a lot?



*Dad:* No, he doesn't.

*Doctor:* Tell me Luka! Do you have a  
headache?

*Luka:* No, I don't.

*Doctor:* Do you have a stomach ache?

*Luka:* No, I don't.

*Doctor:* This is unusual. Do you have a  
Maths test tomorrow?

*Luka:* Yes, I do. How do you know?



*Doctor:* Well, ... I think I know what the matter is.

*Luka:* What?

*Doctor:* Your illness is called a Maths test. Two hours of learning will help you get better.

*Luka:* Hmm. Must I go to school tomorrow, dad?

*Dad:* You've heard the doctor ...

The next day at school ...

*Tom:* How strange! It's already 8.15 and Mr Southgate is not here.

*David:* Really! He is never late.



*Teacher:* Hello, children! Your teacher, Mr Southgate, is ill. I'm Ms Young and I am your teacher today.

*Luka:* Cool! There is no test. Ha-ha!

*Teacher:* Please take a piece of paper and a pencil. We are doing Mr Southgate's Maths test. Ready?

*Luka:* Oh, no. I can't believe it.

Luka is disappointed<sup>1</sup>.

It is not his lucky<sup>2</sup> day.



**2** 🍌 🍌 Ask and answer in pairs.

- Who must visit the doctor?
- Who is ill?
- Why is it Luka's unlucky day?

<sup>1</sup>to be disappointed [ˌdɪsəˈpɔɪntɪd] – бути розчарованим

<sup>2</sup>lucky – вдалий



**3 Choose and complete.**

- 1 It's ....  
a) *Thursday afternoon*    b) *Sunday afternoon*    c) *Wednesday afternoon*
- 2 Luka is in ....  
a) *hospital because he doesn't feel good*    b) *bed*    c) *the bathroom*
- 3 He thinks he is ill. His dad takes him to his ....  
a) *doctor*    b) *police officer*    c) *uncle*
- 4 The waiting room is full of ....  
a) *doctors*    b) *animals*    c) *kids*
- 5 Luka doesn't have a high temperature, but he has ....  
a) *a toothache*    b) *a Maths test*    c) *a headache*
- 6 The doctor thinks two hours of ... can help Luka get better.  
a) *learning*    b) *sleeping*    c) *swimming*
- 7 Luka must go to ... tomorrow.  
a) *hospital*    b) *school*    c) *the zoo*
- 8 Mr Southgate is not at school because he is ....  
a) *lost*    b) *sleepy*    c) *ill*
- 9 They have a supply teacher<sup>1</sup>. They are writing ....  
a) *a test*    b) *a story*    c) *an e-mail*
- 10 In the end, Luka is ....  
a) *disappointed*    b) *happy*    c) *excited*



**4 Talk about Luka's unusual illness in three.**



**5 Act out the story in groups.**

<sup>1</sup>a supply [sə'plai] teacher – учитель, який підмінює іншого

# REVISION




**1 Have a talk in three.**

- 1 What should you do when you catch a cold?
- 2 What shouldn't you do to keep your teeth healthy?
- 3 What should you do to keep fit?



**2 Look at the picture and match.**

- a broken arm
- a sore throat
- a headache
- a cold
- a sore knee
- a toothache
- a stomach ache




**3 Look at the picture again. Guess who is saying these sentences.**

**Say the correct number.**

- Don't touch it! It's broken!
- It's sore. Bring me a cup of hot tea.
- I don't feel well. My head hurts so much.
- That food was terrible! I feel sick now.
- Ouch! My knee is sore.
- Too much chocolate. Now my tooth hurts.
- Achoo! I need a tissue.

4



Match and say.

- |            |                  |
|------------|------------------|
| to have ●  | ● in a doctor    |
| to catch ● | ● sick           |
| to ask ●   | ● for help       |
| to cut ●   | ● fit            |
| to break ● | ● first aid      |
| to give ●  | ● a stomach ache |
| to call ●  | ● a leg          |
| to feel ●  | ● medicine       |
| to keep ●  | ● a finger       |
| to look ●  | ● ill            |
| to take ●  | ● a cold         |

5

Read and say which doctor's advice<sup>1</sup> is true.


- 1 Don't get on buses and trams. Walk, walk and walk.
- 2 Go to bed after midnight.
- 3 Eat once a day. It is enough.
- 4 Don't skip your breakfast. You need energy for the whole day.
- 5 White chocolate makes your teeth white.
- 6 Eat fruit at least once a day.
- 7 Too cold or too hot drinks are bad for your teeth.
- 8 Playing computer games makes your fingers strong.
- 9 Brush your teeth three times in the evening.
- 10 Wash your hands after every meal.

6



Play the game.

- Remember the commands from lesson 2.
- Make ten command cards.
- Let your partner draw a card and do what it says.
- After that, change roles.



<sup>1</sup>advice [əd'vaɪs] – порада

# Into Your Portfolio



## Play the Health Bingo.

cold, earache, toothache, bad leg, headache, dentist, doctor, stomach ache, medicine

- 1 Write the words from the box into each square in the order you like.
- 2 Make up cards as markers (pictures) of the words.
- 3 Take turns with a partner. Take a card and say what it shows.
- 4 When the word is on your Bingo card, put the marker on that square.
- 5 The first person with three markers in a row wins.

stomach ache	headache	dentist
bad leg	cold	toothache
medicine	doctor	earache



## Make your health poster.

- 1 Work in a small group. Share the ideas of how to keep fit.
- 2 Write down some good ideas.
- 3 Make a poster. Draw some pictures.
- 4 Show your poster in class.

## THE WORLD OF NATURE

1

Listen, point  
and repeat.

snowflakes



ski



skate



play snowballs



sledge



make a snowman

2



Listen and read.

## New Message

To Bill  
From Taras  
Subject Weather

Hello, Bill!

Winter came to Ukraine yesterday!

I looked through the window in the morning.

I saw a beautiful picture outdoors. It was snowy.

The ground was white, the trees were white.

Even windows had beautiful snowflakes outside.


My friends and I made a funny snowman in front of the house.

We played snowballs after school, too.

We are going to sledge and ski in the park next weekend.

What is the weather like in London? Is there much snow?

Best wishes to you!







**Complete.**

- 1 Winter came ...
- 2 Taras wrote ...
- 3 He looked through ...
- 4 He saw ...
- 5 Windows had ...
- 6 He made ... and played ...  
with his friends.
- 7 They are going to ...

**Look!**



- + I / You / He / She / We / They played **ed** football **yesterday**.
- I / You / He / She / We / They **did not play** football **last** Saturday.
- ? **Did** I / you / he / she / we / they **play** football **last** month?

- Yes, I / you / he / she / we / they **did**.
- No, I / you / he / she / we / they **did not**.

**did not = didn't**



**Help Bill to answer.**

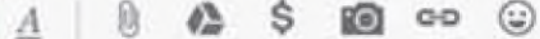


**New Message**

<b>To</b>	Taras
<b>From</b>	Bill
<b>Subject</b>	Weather

Dear Taras, thank you for ...  
It isn't ...  
There is no ...  
It is ...  
There are ...

Send



**Listen and sing.**



We are happy boys  
and girls!  
We can play together:  
Make a snowman,  
play snowballs  
In cold, snowy weather.

*Refrain:*

Sing a song of winter.  
Come out and play!  
Dance around  
a snowman –  
Be happy all day!



Look. Then listen and say.

say – **said**  
write – **wrote**




*Bill:* Wow! It's colder in Ukraine than in England.

*Kate:* What did you say?

*Bill:* I said it's colder in Ukraine than in here.

But the weather is sunnier. Look! Taras wrote it was snowing in Kyiv yesterday.



*Kate:* Wow! It's nicer than in London. There is so much snow! I like sledging and skiing in snowy weather! I dream I'll make a snowman one day ...

*Bill:* ... and I'll play snowballs with Nick and Vicky.

cold | colder than

Look!



It's nicer **than** in London.

It's hotter **than** in summer **than** in spring.

It's sunnier **than** in Ukraine **than** in England.



Read and choose.

- 1 It's (*warmer/colder*) in spring than in winter.
- 2 It's (*warmer/colder*) in Ukraine than in England.
- 3 It's (*nicer/wetter*) in England than in Ukraine.
- 4 It's (*sunnier/cloudier*) in July than in April.
- 5 January is (*shorter/longer*) than February.
- 6 The sea is (*warmer/colder*) in summer than in spring.



Complete.

warm – **warmer**

... – nicer

... – sunnier

... – hotter

short – ...

cold – ...

wet – ...

big – ...



**Fill in the words from task 3.**

- 1 In August it's ... than in May.
- 2 In autumn it's ... than in summer.
- 3 Kyiv is ... than Rivne.
- 4 Nights are ... in December than in June.
- 5 Which month is ...? February or March?
- 6 Winter is ... in Ukraine than in England.
- 7 I like snowy weather. It is ... than rainy weather.
- 8 It's ... in spring than in autumn.



**Have a talk.**

A: What is your favourite season?

B: I like .... It is ...er than in .... I can ... and ...

A: What season don't you like?

B: I don't like ....

A: Why?

B: It is ...er and ...er in ... than in ....



**Listen and sing.**



'It's nicer in spring,  
The Easter bells ring.  
We can enjoy sunny days!

'The grass is greener!  
Let's listen to singers –  
The birds who tell me this.



The days are longer.  
The sun is stronger.  
Spring has come. Oh, Lord!



Let's dance together  
In warmer weather.  
We say our thanks to God!





1 Listen, point and repeat.

poles



Earth



ocean



desert



tropical forest



2

Listen and read.

**dry** The ground is dry because it doesn't rain here.

Put on your raincoat and take an umbrella to stay dry.

**plant** Flowers and trees are plants. I like growing plants.

There are some beautiful plants in my granny's garden.

I have to water plants in dry weather in summer.



3

Look. Then listen and say.

*Vicky:* What are you reading, Nick?

*Nick:* A book about different places on Earth.

*Bill:* What places?

*Nick:* The coldest, the driest ...

*Vicky:* Oh, really? What is the driest place on Earth?

*Nick:* A desert, of course.

*Bill:* I saw a film about the Sahara.

It's in Africa. And it is the largest desert in the world!

*Vicky:* What is this in the picture?

*Nick:* It is a tropical forest. It is often called a rainforest.

*Vicky:* Oh, there are so many interesting plants in it!



cold | the coldest

Look!



The Sahara is **the largest** desert in the world.  
Winter is **the coldest** season of the year.  
The Dnieper is **the biggest** river in Ukraine.

large → the larg**est**  
cold → the cold**est**  
big → the big**gest**

4



**Choose and write.**

- 1 Summer is (*warmer / the warmest*) season.
- 2 My favourite (*desert / dessert*) is fruit cake.
- 3 It is often very hot in the (*desert / dessert*).
- 4 Deserts are (*drier / the driest*) places on Earth.
- 5 Oceans are (*the largest / larger*) places of water.
- 6 Autumn is (*wetter / the wettest*) season.
- 7 A giraffe is (*taller / the tallest*) than an elephant.

5



**Make up true sentences about Ukraine.**

the biggest river, the highest mountain, the shortest month, the sunniest season, the happiest holiday


*Example: the largest city. Kyiv is the largest city in Ukraine.*

6



**Complete.**

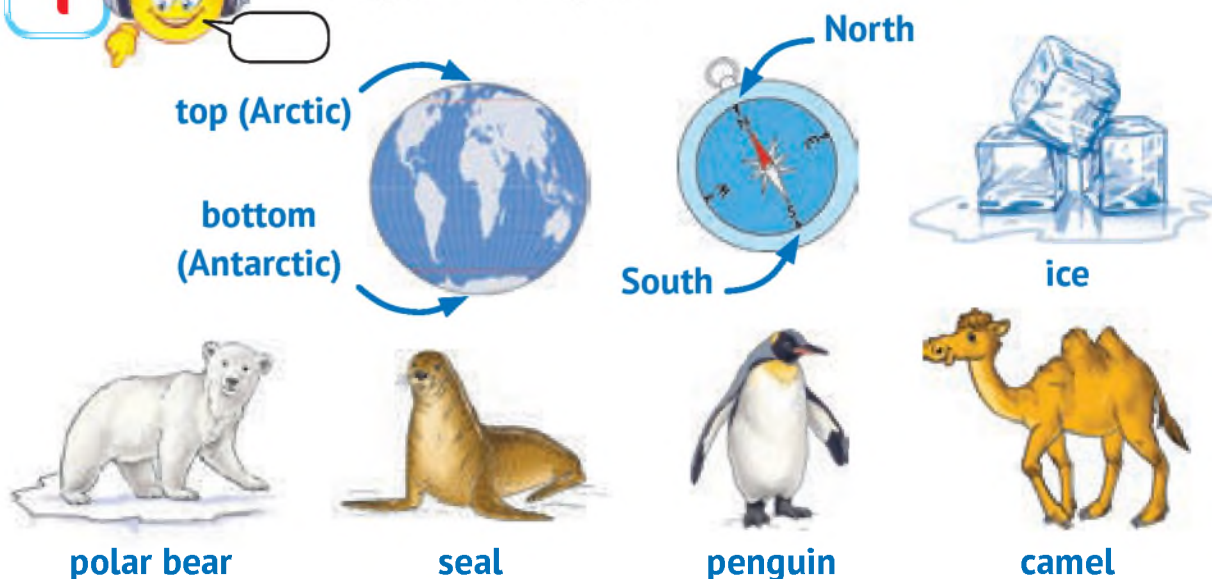
- 1 Nick reads a book about ...
- 2 The driest place on Earth is ...
- 3 The Sahara Desert is ...
- 4 Tropical forests are often called ...
- 5 There are many interesting ...





1

Listen, point and repeat.



2

Listen and read.

**land** There are lands of ice and snow on the top and at the bottom of the Earth. There are beautiful lands with wonderful fields and mountains, green trees, blue lakes and rivers in Ukraine.

**destroy** Strong winds destroyed the house: we have to build a new one. Dry, windy weather destroyed some plants in our garden.



3

Match the texts to the pictures.

- 1 They are the driest places on Earth. It usually doesn't rain there. The Sahara is like an ocean of sand. To travel in the desert you need 'the ship of the desert' or the camel. The camel can travel in the desert for ten days without<sup>1</sup> food or water. After that it gets very hungry and only eats and drinks for days.
- 2 The biggest rainforests are in South America. The rainforest is a hot and wet place. It often rains there. There are many tall trees and different plants in the rainforest. There are a lot of animals there because there is a lot of food for them. Every year these forests are becoming smaller and smaller because people cut down<sup>2</sup> trees to sell wood. When people destroy the forest, they also destroy many plants' and animals' homes.

<sup>1</sup>without [wɪ'ðaʊt] – без

<sup>2</sup>to cut down – вирубувати

- 3 The top and the bottom of the world are the coldest places on Earth. They are lands of ice and snow. But some animals live there. The Arctic is home to polar bears and they love its frosty, windy weather. Winter is the happiest time for the bears because that is the time when they catch seals. For penguins the Antarctic is the nicest place in the world.



4



Make up true sentences.

There are a lot of animals  
in the rainforest  
Rainforests are becoming smaller  
Winter is the happiest time  
for polar bears

because

people destroy them.  
that is the time when  
they catch seals.  
there is a lot of food  
for them there.

5



Choose and complete.

- 1 The desert is like ... .  
a) *the ship of the world*    b) *an ocean of sand*    c) *the bottom of the world*
- 2 The camel can travel in ... for ten days without food and water.  
a) *the Arctic*    b) *the tropical forest*    c) *the desert*
- 3 There are many ... in the rainforest.  
a) *penguins and seals*    b) *different plants*    c) *farms and roads*
- 4 The top and the bottom of the world are the ... places on Earth.  
a) *driest*    b) *coldest*    c) *wettest*
- 5 For penguins ... is the nicest place in the world.  
a) *South America*    b) *Africa*    c) *the Antarctic*
- 6 Polar bears and seals live ... of the world that is called the Arctic.  
a) *at the bottom*    b) *at the top*    c) *in the driest place*

# STORY TIME

1



Listen, point and repeat.



goose – geese



sheep – sheep

garden



farmhouse

roof



mouse



mice

2



Look and listen. Then read.



*Mother:* Nick, we are going to Aunt Lisa and Uncle Fred this weekend. They invited us to visit their farmhouse.

*Nick:* A farmhouse? Do they live in the country?

*Mother:* Well, they bought a farm and moved to the country.

*Nick:* When did they buy it?





*Mother:* Last year they bought an old farmhouse. It was ugly and had a bad roof.

They made a new roof, painted the walls and changed many things on the farm.

*Nick:* Do they have any animals there?

*Mother:* Of course, they do.

*Nick:* Oh, it's interesting!

3



**Match. Then complete.**

old, dirty, ugly, difficult, angry, boring, sad, cold

easy, interesting, new, happy, clean, warm, beautiful, kind

*Example:* The house was old. – It is new now.

The floor was dirty. – It is ... now.

The work was difficult. – ...

My teacher was angry. – ...

The lesson was boring. – ...

My friend was sad yesterday. – ...

It was a cold day. – ...

The building was ugly. – ...

4



**Act out the story in pairs.**



Listen, point and repeat.



field



drive a car



fat



thin



Listen and read.

**comfortable** a comfortable armchair, in a comfortable car. I like sitting on a comfortable sofa. They have got a comfortable house.

**easy** easy task. Can you help me to do this task? – Of course, I can. It is easy.

**difficult** It is not easy. = It is difficult. It is difficult work. – I cannot do it well.

I am not good at Maths – it is difficult for me.

**dangerous** a dangerous animal, a dangerous place. The lion is a dangerous animal. I am afraid of big dogs. They can be dangerous.



a) Look and listen. Find out what was changed on the farm.



b) Read and say why the animals' life is better now.

## UNCLE FRED'S FARM

The farmhouse is painted and it looks nicer. The flowers are more beautiful. The tractor is more useful. Farmer Fred drives it and works in the fields. In the vegetable garden there are lots of vegetables. Fred's wife Lisa cooks them for dinner. The cows are cleaner. They are happier and give a lot of milk. Fred sells it and he also makes cheese. The dog's life is better and more interesting. He plays with Fred's son Tim. He eats better food. He's not so thin any more. He is fatter.

The chicken house has got a new roof and it is more comfortable. The chickens are warmer and they aren't afraid of the fox any more. They give more eggs, so that farmer Fred and his family can have fresh eggs for breakfast in the morning. There is a big cat on the farm now and the mice are afraid. Life is also worse for the fox. It is not so fat and it is hungry. It hasn't got chicken for dinner any more.

beautiful | **more beautiful** *than*

Look!



The flowers are **more beautiful** *than* before.

The dog eats **better** food.

Life is **worse** for the fox.

good → **better**

bad → **worse**

4



Complete.

- 1 The house looks nicer (*nice*).
- 2 The cows are ... (*clean*).
- 3 The garden is ... (*beautiful*).
- 4 The roof is ... (*new*).
- 5 The farmhouse is ... (*comfortable*).
- 6 The tractor is ... (*useful*).
- 7 Life is ... for the fox (*bad*).
- 8 The dog's life is ... (*good*).



**5 Fill in the words from the text.**

THE HAPPY FARM

- 1 The ... is more comfortable.
- 2 The ... are more beautiful.
- 3 The ... of the mice is more dangerous and difficult.
- 4 The ... are cleaner and happier.
- 5 The ... is more useful now.
- 6 The ... is nicer. It's painted and has got a new roof.
- 7 ... is worse for the fox. It is thinner than before.
- 8 The dog's ... is better now. It is fatter than before.



**6**



**Read and choose.**

- 1 The new farm is (*more beautiful / uglier*) than the old farm.
- 2 The chicken house is (*more uncomfortable / more comfortable*) now.
- 3 The dog's life is (*more boring / more interesting*) now.
- 4 His food is (*better / worse*).
- 5 The mice have got (*more difficult / easier*) life.
- 6 The fox's life is (*better / worse*).

**7**



**Ask and answer in pairs.**

- 1 Which is more interesting, life in the country or in a town?
- 2 Which is more difficult, cooking or working in the fields?
- 3 Which is lovelier, a puppy or a small rabbit?
- 4 Which is more dangerous, riding a bike or driving a tractor?
- 5 Which is more pleasant, playing outside or watching TV at home all day?
- 6 Which is better, fresh milk or fresh lemonade?
- 7 Which is worse, being hungry or being thirsty?
- 8 Which is more comfortable, living in a flat or in a family house?

**1**  Listen, point and repeat.



tongue



chimpanzee




insect



lizard



**2**  Listen and read.

**strange** a strange insect, a strange woman, to be in a strange place. The chameleon is a strange animal with unusual skin. Mr Black lives an unusual life: he works at night and sleeps in the daytime. He is a strange man.

**intelligent** an intelligent man, an intelligent girl. Jim can do difficult sums – he is very intelligent. The dolphin is one of the most intelligent animals on Earth.


interesting | **the most interesting**

Look!



The chameleon is **the most interesting** lizard in the world.  
It is **the best** actor.  
People are **the worst** enemies of chimps.

good → **the best**  
bad → **the worst**

**3**  a) Fill in.

becomes, catches, changes, doesn't

① It is the most interesting lizard in the world. It is the best actor. It ... the colour of its skin like actors change clothes. It ... look very pretty. It lives in Africa. It can be brown, green, yellow, black, blue and white. When it is calm, it is green. It ... yellow because it is angry but this is not all. It can climb trees. It has got a strange tail and funny eyes. It can move one eye left, and the other right. It eats insects. It ... them with a very long tongue. Its tongue is longer than its body.

catches, moves, sleeps, doesn't

- ② It ... sleep at night like other birds. It ... during the day and hunts at night. It has got very large eyes to see better in the dark. It can't move its eyes, so it ... its neck. It flies without making any noise. It ... mice, lizards and other small animals.

eat, don't, untidy, live

- ③ They are the most intelligent of all animals. They are like men. They ... in African tropical forests in small family groups. They ... fruit, leaves, ants and other things. Sometimes they are ... and naughty. They love learning and playing. People like them because they are funny. They ... like life in zoos because family and friends are important to them.

don't, live, swim

- ④ They are called white but they have got a grey back. They are the best hunters in the sea. They look like very big fish. Some are eight metres long. They ... alone. They have got long tails and ... very fast, 25 kilometres per hour. They have got very sharp teeth. They eat big fish and seals. Many people think they are the most dangerous animals of all. People are afraid of them when they go swimming, but they ... often attack people.

### b) Read and guess the animals.

4



Match.

- 1 Where does the chameleon live?
- 2 When does the owl hunt?
- 3 What does the owl eat?
- 4 Why has the owl got big eyes?
- 5 How does the chameleon catch insects?



- At night.
- Mice and other small animals.
- To see better in the dark.
- With a long tongue.
- In Africa.

1



**Make up questions to the sentences.  
Ask and answer in pairs.**

1 They are the driest places on Earth.

Example:

What are the driest places on Earth?

Deserts are. They are the driest places on Earth.

2 It is the largest desert in the world.

3 It is the continent with the biggest tropical forests.

4 They are the coldest places on Earth.

5 It is the happiest season for polar bears.

6 It is the nicest place in the world for penguins.

2



**Read and have a talk in groups.**

Imagine that you are

a in a desert.

b at one of the poles.

c in a rainforest.

– What is the weather like? What are you wearing?

– What do you see? What do you hear?

– What do you need to stay alive<sup>1</sup> in this place?

3



**Make up questions to match the answers.**

— *About the chameleon:* —

1 What ...?

– It eats insects.

2 Why ...?

– Because it's angry.



— *About the owl:* —

1 How ...?

– Without making any noise.

2 When ...?

– During the day.



<sup>1</sup>to stay alive [ə'laɪv] – ВИЖИТИ

About the chimp:

- 1 What ...? – Learning and playing.
- 2 Why ...? – Because they love freedom.



About the shark:

- 1 What ...? – Big fish and seals.
- 2 How often ...? – Rarely.

4



Read and choose.

- 1 The poles are (*colder / the coldest*) places on Earth.
- 2 Winter is (*the happiest / happier*) time for polar bears in the Arctic.
- 3 The biggest tropical forests (*on the world / in the world*) are in South America.
- 4 The Dnieper is (*the biggest / bigger*) river in Ukraine.

5



Use the words from the box to compare domestic<sup>1</sup> animals.

shorter, faster, thinner, more interesting, longer, fatter, more intelligent, more beautiful

6



Say which of the animals is:



- the biggest
- the most dangerous
- the fastest
- the most interesting
- the best
- the longest
- the strangest
- the worst
- the funniest
- the most intelligent



<sup>1</sup>domestic [də'mestɪk] – свійський



# Into Your Portfolio

1



Present your favourite animal.

- What is your favourite animal? Why?
- Is it big or small?
- Is it beautiful or ugly?
- Is it friendly or dangerous?
- What do you know about its life?



1



2



3



4

2



Write the description of an animal you like.  
Ask the class to guess the animal.

# 6 ON THE MOVE

Look!



by train

by plane



by boat



by car



by taxi



on foot

1



**Listen and read.**

**to travel** to travel to the south, to travel by train, to travel around Ukraine. Jim likes travelling by plane. My family usually travels by car. Are you going to travel on holidays?

**to stay** to stay with friends, to stay at granny's, to stay in the mountains, to stay for a weekend. We stayed at the hotel for a week. Where are you going to stay on your summer holidays?

**trip** to be on a trip. We are on our trip to Scotland. Have a nice trip!

2



**Look and have a talk in pairs.**

*Example:*

A: Terry and Mike are travelling by bus.

B: No, they aren't. They are going by taxi.

- 1 Ann is travelling by train.
- 2 Terry and Mike are travelling by car.
- 3 Jenny is going by plane.
- 4 Nick is travelling by bus.
- 5 Bob and Alice are going by boat.
- 6 Polly is travelling by taxi.

LONDON  
Jenny



LIVERPOOL  
Nick



AMERICA  
Ann



SCOTLAND  
Bob and Alice



FRANCE  
Polly



OXFORD  
Terry and Mike



3



Say what kind of travelling is:

- the fastest
- more comfortable
- the most exciting
- more interesting
- the most pleasant
- nicer
- the slowest

Taxi is the fastest transport in the city.  
Travelling by train is more comfortable than travelling by bus.



Make up sentences.

Last summer	my friends	travelled to	the seaside	by	...
	the Browns		the mountains		...
	my parents and I		the river		...
			Paris		...



Do a survey. Then draw a graph.



Do you go to school by bus?

No, I don't.

Do you ride a bike to school?

Yes, I do.



Listen and say the rhyme.

# TRAINS



Over the mountains,  
 Over the plains<sup>1</sup>,  
 Over the rivers  
 Here come the trains.  
 Carrying passengers,  
 Carrying mail  
 Over the country  
 Here come the trains.

<sup>1</sup>a plain – рівнина



1

**Listen and read.**

**arrive** to arrive **at** a place (station, theatre, museum) but to arrive **in** a city or town. The train arrived **at** the station at 7 o'clock. My uncle arrived **in** London in the morning.

**leave** to leave home, to leave the station. The train leaves at 5. When does the train number 177 leave for London?

**platform** The train number 38 to Oxford leaves from platform 3 at 7:30. Which platform does the train to London leave from?

**information desk** Where is the information desk? If you need any information, you may get it at the information desk.



2

**Look. Then listen and say.**

*Mother:* Your grandpa is going to visit us tomorrow.

*Vicky:* Hooray! Is he going to come by train or by bus?

*Mother:* By train. He asked me to meet him at the railway station at 3 o'clock.



*Mother:* I think we need the information desk here.

*Vicky:* I can see it! Look! It's over there.





*Mother:* When does the train from Liverpool arrive, please?

*Woman:* At 3:15, madam.

*Mother:* Which platform?

*Woman:* Platform four.

*Mother:* Thank you.

Look!



I – **me**

he – **him**

she – **her**

it – **it**

we – **us**

you – **you**

they – **them**

3



Say if the sentences are true or false.

- 1 Vicky's grandpa is going to visit them next weekend.
- 2 Her grandpa is going to come by taxi.
- 3 Vicky and her mum are going to meet their grandpa at 3 o'clock.
- 4 They are looking for the information desk.
- 5 The train arrives at 4:15.
- 6 It arrives at platform 3.

4



Make up sentences.

The train			London		...
The plane	arrived	in	platform 7		...
The bus	didn't arrive	at	the railway station	by	...
The car			Kyiv		...

5



Change the underlined words into 'him', 'her', 'them' or 'it'.

- 1 I can see my friends in this photo.
- 2 Let's meet Aunt Meg at the railway station.
- 3 Look! I can see Bob on that bus.
- 4 Help your mother to do shopping.
- 5 I asked my parents to buy me a pet.
- 6 Fred is looking for his pet.

1



Listen, point and repeat.



ticket



passenger



suitcase

2



Listen and read.

## WHY TO TRAVEL?

If you like a change, travelling is the best way to be in different places and meet different people. When you travel, you can see and learn lots of new things.

There are many travel agencies which can help people to choose a place and means of transport. Agencies buy tickets, book hotels and do all the papers for a trip. When you have tickets for some kind of transport, you are a passenger.

Then you have to pack<sup>1</sup> your suitcase. Take some clothes and personal things. Don't forget a camera to take pictures of some interesting sights of a city or beautiful views of nature. It is always pleasant to watch the photos of some happy moments of your life!



3



Choose and complete.

1 Travelling is the best way to ...

- a) meet famous people
- b) learn lots of new things
- c) visit friends

<sup>1</sup>to pack – пакувати

Look!



- to travel | on business  
| for pleasure
- to | get to know | new things  
| learn



- 2 Travel agencies help people to ...
  - a) choose a place and means of transport
  - b) meet different people
  - c) learn lots of new things
- 3 When you have your tickets, you are a ...
  - a) traveller
  - b) passenger
  - c) travel agent
- 4 When you pack your suitcase, ...
  - a) ask the travel agent for help
  - b) take only warm clothes
  - c) take some clothes and personal things
- 5 If you take a camera, you can ...
  - a) enjoy photos after your trip
  - b) make a present
  - c) put it into your suitcase

4



Fill in 'on', 'for' or 'by'.

- 1 Liz always travels on business by plane.
- 2 His parents often travel ... pleasure.
- 3 Mary likes travelling ... foot.
- 4 Travelling ... boat is my favourite kind of travelling.
- 5 Last summer we went to the seaside ... car.
- 6 My father is very busy. He often travels ... business.
- 7 Do you like travelling ... business or ... pleasure?

5



Have a talk about travelling.

- 1 Do you agree that the best way to study nature is to travel?
- 2 Why do people travel when they are on their holidays?
- 3 Who can help to arrange everything for your trip?
- 4 What means of transport can you travel by?
- 5 What do you have to do before your trip?
- 6 Why do people take cameras?
- 7 Why do they take photos?



1



Listen, point and repeat.



**luggage**



**ticket office**



**timetable board**



**airport**



**bus station**

2



Role-play in pairs.

A is a passenger who wants to get some information.

B is a clerk at the information desk. B answers A's questions.

TRAIN TO	LEAVES	PLATFORM	ARRIVES
Oxford	4:00	4	4:15
Liverpool	7:15	3	3:30
Paris	9:55	6	12:05
Kyiv	12:00	2	7:10
Berlin	1:40	1	5:45
Lviv	3:30	7	6:50



Example:

A: When does the train to Kyiv leave?

B: It leaves at 12:00.

A: When does the train to ... arrive?

B: It arrives in ... at ...

3



Match to make up a dialogue.

**AT THE TICKET OFFICE**

A: I would like a ticket to London, please.

A: In the evening.

A: When does the train leave?

A: Excellent. And when does it arrive in London?

A: OK. How much is the ticket?

A: Thank you.

B: At 7:30 pm.

B: Just a minute, please. I think the train number 57 is the best for you.

B: When are you going to leave?

B: At 9 pm.

B: Have a nice trip!

B: £9.

I would like a ticket to London, please.

When are you going to leave?

4



Act out in pairs.

5



Read and make up questions with the words in brackets.

Example:

- Dan is going to go to Egypt by plane. (*How*)
- How is Dan going to go to Egypt?

- 1 Their train arrived in London 5 minutes ago. (*When*)
- 2 We are going to go to France by boat. (*How*)
- 3 The train number 51 leaves for Paris at 5 o'clock. (*When*)
- 4 We bought the tickets at the ticket office. (*Where*)
- 5 There is a waiting hall at the station. (*What*)
- 6 Mary and her mother went by bus. (*Who*)

1



Listen, point and repeat.



tram



trolleybus

2



Look. Then listen and say.

*Vicky:* Hi, Nick. What are you reading?

*Nick:* I am reading an e-mail from my American uncle.

*Vicky:* Does he live in the USA?

*Nick:* Yes, he does. He lives in New York. He invites me to visit him.

*Vicky:* Oh really? How are you going to get there?

*Nick:* By plane, of course!

*Vicky:* My mum and I went by plane to Greece last summer ...

*Nick:* Oh, do you know how we can get to the airport?

*Vicky:* You can take a taxi. Or you can go there by underground. It is cheaper.

*Nick:* Thank you, Vicky.

3



Choose and complete.

1 Nick's uncle lives in ...

a) England    b) the USA    c) France

2 The cheapest way to get to the airport is to go there by ...

a) train    b) underground    c) taxi

3 Nick is going to get to New York by ...

a) train    b) taxi    c) plane

4 Vicky went to Greece by ...

a) plane    b) train    c) car



4



Ask and answer in pairs.

How can we get to the railway station?

You can take a ... Or you can catch a ...



**1** Look. Then listen and say.

*Ann:* Hello, friends!

*Jane:* Hello!

*Jim and Bill:* Hi, Ann!

*Ann:* Guess what!<sup>1</sup> Next week my family and I are having a guest.

*Jane:* A guest? Where from?

*Ann:* From Ukraine.

*Jim:* Wow! Is it Taras?

*Ann:* Yes! Right you are!<sup>2</sup> Can you help me to plan his stay here?

*Bill:* Of course, we can.

*Jane and Jim:* Certainly!

*Ann:* OK, then let's go to my house and draw a plan.



**2** Act out in four.



**3** Ask and answer in pairs.

- 1 Who is going to visit Ann?
- 2 Where is he from?
- 3 What is Ann asking her friends to do for her?
- 4 Do Ann's friends agree to help her?
- 5 Where are they going to draw a plan?



**4** Listen, point and repeat.



the London Eye



Piccadilly Circus



Madame Tussauds museum



the Houses  
of Parliament



open-top bus



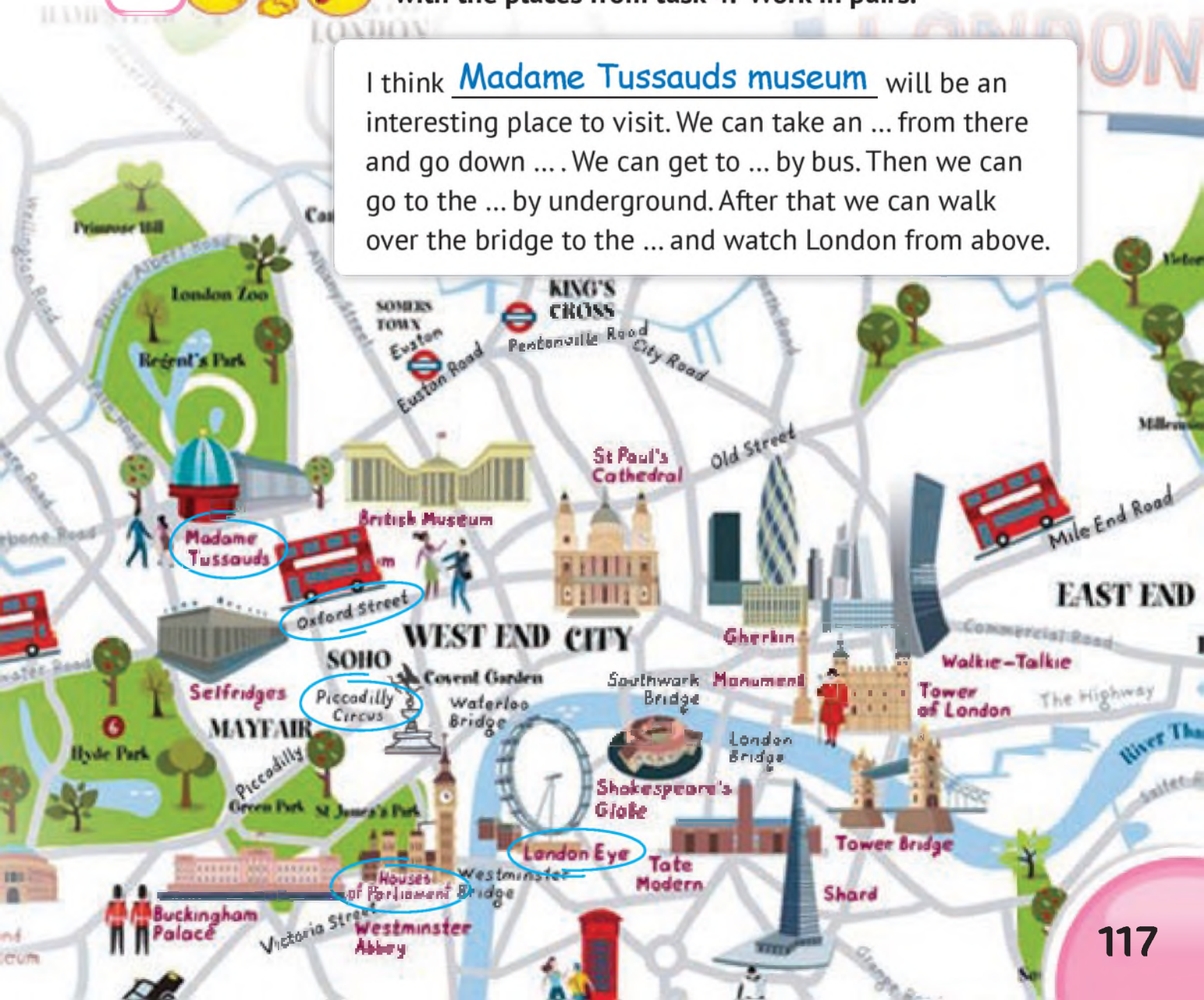
Oxford Street

5



Use the map and complete the sentences with the places from task 4. Work in pairs.

I think Madame Tussauds museum will be an interesting place to visit. We can take an ... from there and go down ... We can get to ... by bus. Then we can go to the ... by underground. After that we can walk over the bridge to the ... and watch London from above.



# STORY TIME

1



**Listen and read.**

**miss** a) to miss somebody. I miss my dad when he goes somewhere. My grandparents miss me when I don't visit them;

b) to miss a lesson, to miss a bus / train. I never miss my lessons. We got up late and missed our bus. Now we must wait for another one.

**need** I am late for my school, I need to go quickly. I need some money to buy a cake and some cola. What do you need to feel happy?

**railway station** There are many platforms at railway stations. I need a taxi to the railway station. What is the shortest way to the railway station?



2



**Look and listen. Then read.**

*Jane:* Mum, who was on the phone?

*Mother:* Your grandpa from Wales.

*Jane:* Oh, really? What did he say?

*Mother:* He said that he and granny missed us a lot.

So, they are going to come.

*Jane:* Hooray! When are they coming?

*Mother:* Tomorrow.

*Jane:* Are they coming by coach bus<sup>1</sup> or by train?

*Mother:* By train. We are meeting them at the railway station at 5:00 pm.

*Jane:* Mum, may I go to the station with you?

*Mother:* Of course, dear. You may.



<sup>1</sup>a coach [kəʊtʃ] bus – міжміський автобус

\* \* \*

*Father:* Well, I think we need to find the information desk.

*Jane:* Oh, I can see it. It's over there.

*Mother:* Hello! When does the train from Wales arrive, please?

*Clerk:* At 5:10 pm, madam.

*Father:* Which platform?

*Clerk:* Platform three.

*Father and Mother:* Thank you!

*Clerk:* You are welcome!



3



**Say if the sentences are true or false.**

- 1 Jane's granny was on the phone.
- 2 Jane's mother missed her parents.
- 3 Jane's grandparents are coming by train.
- 4 Jane doesn't want to meet her grandparents at the station.
- 5 Jane's father wants to find the information desk.
- 6 The train from Wales arrives at 7 pm.
- 7 The train arrives at platform 3.

4



**Listen and say the rhyme.**

Cars and buses, trains and planes  
Can take us to any place.  
We can also use a bike  
Or just<sup>1</sup> go on a hike<sup>2</sup>.

Any transport is a good way<sup>3</sup>  
But tastes differ, people say.  
So, if you're keen on trips<sup>4</sup>,  
Pack your things and go. Be quick<sup>5</sup>!

<sup>1</sup>just – просто

<sup>2</sup>to go on a hike – іти в похід

<sup>3</sup>a good way – хороший спосіб

<sup>4</sup>to be keen on trips – полюбляти подорожі

<sup>5</sup>Be quick [kwik]! – Хутко!

# REVISION

1



Look, point and say.

Example:

Some people go by ... Some go by ...



2



Ask and answer in pairs.

Did you travel by ... last summer?

Yes, I did. / No, I didn't.




3



Read and say if the sentences below (1-5) are true or false.

*I like travelling by sea. It is really great to breathe the sea air, to watch the fish swimming in the water. Passengers live in comfortable rooms. They have*



*their breakfast, lunch and dinner in a restaurant on a ship. There is a pool on board the ship, too. The passengers may swim in it and sunbathe around it. It is the best and the most comfortable way to travel from one continent to another.*  
Alice

- 1 Alice doesn't like to watch fish in the water.
- 2 Passengers of ships live in rooms.
- 3 Sometimes there are pools on ships.
- 4 Passengers may walk on board the ship.
- 5 You can travel from one continent to another by sea.

4



Read, then agree or disagree.

*I agree. Travelling is very popular./  
I don't agree.  
I think ...*

- 1 Travelling is very popular nowadays.
- 2 The fastest way of travelling is by train.
- 3 Travelling by plane is slower than by train.
- 4 Travelling by car is the best.
- 5 Trains are more comfortable than buses.
- 6 Train journeys are more interesting than ship voyages<sup>1</sup>.
- 7 Travelling is the best way to study nature.

<sup>1</sup>a voyage ['vɔɪdʒ] – подорож морем



Read and say what there is in the airport.



This is Heathrow<sup>1</sup> Airport. It is the busiest<sup>2</sup> airport in Europe<sup>3</sup>. Airplanes fly from Heathrow to more than 180 cities in 80 different countries. There are over 64 million passengers in the airport every year. There are many information desks in the airport. There are two post offices and many shops. There are toilets and showers and many restaurants. There is also a Visitors' Centre.



Read and choose.

- 1 Airplanes fly from Heathrow to over one hundred and eighty (*cities / countries*).
- 2 Airplanes fly to (*eight / eighty*) countries.
- 3 There are over (*seventy-four / sixty-four*) million passengers in the airport every year.
- 4 There are (*many / a few*) shops and restaurants.



Make up true sentences. Then write.

I can see	a plane	in the street.
	a bus	in the sea.
	a boat	at the bus stop.
	a bike	in the sky.
	a car	on the river.
	a ship	in the yard.

<sup>1</sup>Heathrow [ˌhiːθˈrəʊ] – Хітроу (аеропорт у Лондоні)  
<sup>2</sup>the busiest – найзавантаженіший (роботою, людьми)  
<sup>3</sup>Europe [ˈjʊərəp] – Європа

# Into Your Portfolio

1




Read and say what you think of this way of travelling.

New Message \_ ↗ ✕

<b>To</b>	Alice
<b>From</b>	Tom
<b>Subject</b>	My bike

I like my bike best of all. I can ride it to any place in the city I want. I don't need any money to ride my bike. When I ride it, I can stop in any place. I can feel the wind blowing to my face. The only problem is that I can't ride my bike in winter. It's very cold and there's snow on the ground.

Send



2



Write an e-mail to your friend.  
Tell him/her about your plans for summer holidays.

3



Make a poster about your favourite way of travelling.

- a) Think of your happy moments when you travel.
  - Who do you like to travel with?
  - What transport do you prefer?
  - Why do you like this way of travelling?
  - What do you like to do when you travel?
  - Where do you want to travel to?
- b) Draw pictures or stick photos.  
Make captions and labels.
- c) Present your poster in class and tell your classmates about your favourite way of travelling.



# VOCABULARY

## STARTER

**about** [ə'baʊt] про  
**backpack** ['bækpræk] рюкзак  
**choose** [tʃu:z] вибирати  
**country** ['kʌntri] країна  
**France** [frɑ:ns] Франція  
**from** [frɒm] з (*про походження*)  
**Germany** ['dʒɜ:məni]  
Німеччина  
**glue** [glu:] клей  
**imagine** [ɪ'mædʒɪn] уявляти  
**introduce** [ɪntrə'dju:s]  
представляти  
**Italy** ['ɪtəli] Італія  
**job** [dʒɒb] робота, професія  
**London** ['lʌndən] Лондон  
**new** [nju:] новий  
**point** [pɔɪnt] бал, очко  
**say** [seɪ] говорити, сказати  
**shut** [ʃʌt] закривати, зачиняти  
**Spain** [speɪn] Іспанія  
**stick** [stɪk] приклеювати  
**surname** ['sɜ:neɪm] прізвище  
**take** [teɪk] брати  
**teach** [ti:tʃ] навчати  
**tell** [tel] розказувати  
**the Netherlands** ['neðələndz]  
Нідерланди  
**the UK** [ˌju: 'keɪ] Сполучене  
Королівство  
**the USA** [ˌju: es 'eɪ] США  
**trick** [trɪk] жарт, витівка  
**play a trick** зіграти жарт  
**Ukraine** [ju:'kreɪn] Україна  
**what** [wɒt] який, що  
**where** [weə] де  
**Where are you from?**  
Звідки ти?  
**win** [wɪn] вигравати  
**word** [wɜ:d] слово  
**work** [wɜ:k] робота;  
працювати  
**world** [wɜ:ld] світ

**write** [raɪt] писати

## UNIT 1

**act** [ækt] грати роль  
**act out** розігрувати роль  
**action** ['ækʃn] дія, рухи  
**afternoon** [ˌɑ:ftə'nu:n] час  
після полудня  
**always** [ˈɔ:lweɪz] завжди  
**animal** ['ænɪml] тварина  
**badge** [bædʒ] значок  
**ball** [bɔ:l] бал  
**be fond of** [fɒnd]  
захоплюватися  
**be interested in** [ɪntrəstɪd]  
цікавитися  
**below** [bi'ləʊ] унизу, нижче  
**board game** ['bɔ:d geɪm]  
настільна гра  
**breakfast** ['brekfəst] сніданок  
**broom** [bru:m] мітла  
**bumper car** ['bʌmpə kɑ:]  
машина на автодромі  
**Canada** ['kænədə] Канада  
**Canadian** [kə'neɪdiən]  
канадський  
**careful** ['keəfl] уважний,  
обережний  
**cartoon** [kɑ:'tu:n] мультфільм  
**chess** [tʃes] шахи  
**Cinderella** [ˌsɪndə'relə]  
Попелюшка  
**club** [klʌb] клуб  
**coin** [kɔɪn] монета  
**collect** [kə'lekt] збирати,  
колекціонувати  
**collection** [kə'leɪʃn] колекція  
**collector** [kə'lektə]  
колекціонер  
**come** [kʌm] приходити  
**comic** ['kɒmɪk] комікс  
**complete** [kəm'pli:t]  
завершувати

**concert** ['kɒnsət] концерт  
**different** ['dɪfrənt] різний  
**dinosaur** ['daɪnəsɔ:] динозавр  
**drink** [drɪŋk] пити  
**drive** [draɪv] водити машину  
**dwarf** [dwɔ:f] гном  
**eat** [i:t] їсти  
**England** ['ɪŋɡlənd] Англія  
**evening** ['i:vnɪŋ] вечір  
**exciting** [ɪk'saɪtɪŋ]  
захопливий, привабливий  
**fair** [feə] виставка, ярмарок  
**false** [fɔ:ls] помилковий  
**favourite** ['feɪvərɪt]  
улюблений; улюблена річ  
**fitness** ['fɪtnəs] фітнес  
**fly** [flaɪ] літати  
**French** [frentʃ] французький  
**front** [frʌnt] перед; передній  
**in front of** попереду  
**German** ['dʒɜ:mən]  
німецький  
**ghost** [ɡəʊst] привид  
**great** [greɪt] чудовий; чудово  
**guitar** [ɡɪ'tɑ:] гітара  
**hidden** ['hɪdn] схований  
**hobby** ['hɒbi] хобі,  
захоплення  
**hockey** ['hɒki] хокей  
**horror** ['hɒrə] жах  
**horror house** будинок  
жахів (*атракціон*)  
**house** [haʊs] будинок, житло  
**island** ['aɪlənd] острів  
**desert island** [ˌdezət  
'aɪlənd] безлюдний острів  
**Italian** [ɪ'tæliən] італійський  
**join** [dʒɔɪn] приєднуватися  
**karate** [kə're:ti] карате  
**know** [nəʊ] знати  
**ladder** ['lædə] драбина  
**life** [laɪf] життя  
**line** [laɪn] рядок

**live** [lɪv] жити, мешкати  
**look** [lʊk] дивитися  
**look for** шукати  
**lorry** ['lɒrɪ] вантажний  
автомобіль  
**magic** ['mædʒɪk] магія;  
чарівний  
**make** [meɪk] робити,  
виготовляти  
**many** ['meni] багато  
**marry** ['mæri] одружуватися  
**match** [mætʃ] матч (*спорт.*);  
підбирати  
**money** ['mʌni] гроші  
**netball** ['netbɔ:l] нетбол  
**never** ['nevə] ніколи  
**now** [naʊ] зараз  
**often** ['ɒfn] часто  
**our** ['aʊə] наш  
**paint** [peɪnt] займатися  
живописом  
**people** ['pi:pl] люди  
**perform** [prə'fɔ:m] виконувати,  
демонструвати  
**photo** ['fəʊtəʊ] фотографія  
**take a photo**  
фотографувати  
**pirate** ['paɪrət] пірат  
**plant** [plɑ:nt] рослина;  
саджати  
**pleasure** ['plezə] насолода,  
задоволення  
**present** [prɪ'zent]  
представляти  
**report** [rɪ'pɔ:t] звіт  
**reporter** [rɪ'pɔ:tə]  
кореспондент  
**ride** [raɪd] кататися  
**roller coaster** ['rɒlə kəʊstə]  
американські гірки  
(*атракціон*)  
**sea** [si:] море  
**see** [si:] бачити  
**sentence** ['sentəns] речення  
**scared** [skeəd] наляканий

**skate** [skeɪt] кататися на  
ковзанах  
**ski** [ski:] їхати на лижах  
**sledge** [sledʒ] кататися на  
санках  
**small** [smɔ:l] малий,  
невеликий  
**snap** [snæp] клацати  
**sometimes** ['sʌmtaɪmz] іноді  
**somewhere** ['sʌmweə] десь  
**spooky** ['spu:ki] моторошний  
**stamp** [stæmp] поштова марка  
**study** ['stʌdi] учитися,  
вивчати  
**subject** ['sʌbdʒɪkt] предмет,  
тема  
**sum** [sʌm] приклад  
(*арифметичний*)  
**do sums** розв'язувати  
прикладки  
**survey** ['sɜ:veɪ] опитування  
**talk** [tɔ:k] розмова;  
розмовляти  
**task** [tɑ:sk] завдання  
**team** [ti:m] команда;  
командний  
**their** [ðeə] їхній  
**theme** [θi:m] тема  
**they** [ðeɪ] вони  
**true** [tru:] правильний,  
правдивий  
**under** ['ʌndə] під  
**usually** ['ju:zuəli] звичайно  
**walk** [wɔ:k] прогулянка  
пішки; гуляти  
**want** [wɒnt] хотіти, бажати  
**wardrobe** ['wɔ:drəʊb] шафа  
для одягу  
**watch** [wɒtʃ] дивитися  
**we** [wi:] ми  
**witch** [wɪtʃ] відьма,  
чарівниця  
**worry** ['wʌrɪ] хвилювати(ся)  
**year** [jɪə] рік  
**yoga** ['jəʊgə] йога

## UNIT 2

**address** [ə'dres] адреса  
**a lot of** [lɒt] багато  
**angry** ['æŋgrɪ] сердитий  
**bakery** ['beɪkəri] пекарня-  
крамниця  
**balcony** ['bælkəni] балкон  
**bank** [bæŋk] банк  
**because** [bɪ'kəz] тому що  
**behind** [bɪ'hænd] позаду  
**between** [bɪ'twi:n] між  
**bridge** [brɪdʒ] міст  
**British** ['brɪtɪʃ] британський  
**the British** британці  
**building** ['bɪldɪŋ] будівля  
**bunk beds** ['bʌŋk bedz]  
двоюрисне ліжко  
**bus stop** ['bʌs stɒp]  
автобусна зупинка  
**busy** ['bɪzi] гамірний (*про*  
*вулицю*), зайнятий  
**buy** [baɪ] купувати  
**call** [kɔ:l] кликати, називати  
**castle** ['kɑ:sl] замок, палац  
**church** [tʃɜ:tʃ] церква  
**cinema** ['sɪnəmə] кінотеатр  
**circus** ['sɜ:kəs] цирк  
**city** ['sɪti] місто, велике  
місто  
**compare** [kəm'preə]  
порівнювати  
**cook** [kʊk] кухар; готувати  
їжу  
**cooker** ['kʊkə] кухонна плита  
**gas cooker** газова плита  
**corner** ['kɔ:nə] кут  
**cupboard** ['kʌbəd] шафа,  
буфет  
**curtain** ['kɜ:tn] штора  
**describe** [dɪ'skraɪb] описувати  
**dining room** ['daɪnɪŋ ru:m]  
їдальня  
**dishwasher** ['dɪʃwɒʃə]  
посудомийна  
машина

**door** [dɔː] двері  
**double-decker** [ˌdʌbl 'dekə] двоповерховий автобус  
**downstairs** [ˌdaʊn'steəz] низу, на нижньому поверсі  
**dream** [dri:m] мрія  
**dream room** кімната мрії  
**famous** ['feɪməs] знаменитий  
**fast** [fɑːst] швидкий; швидко  
**first** [fɜːst] перший  
**flat** [flæt] квартира  
**block of flats** багатоквартирний будинок  
**floor** [flɔː] підлога, поверх  
**flowerbed** ['flaʊəbed] клумба  
**food** [fu:d] їжа  
**fountain** ['faʊntən] фонтан  
**fresh** [freʃ] свіжий  
**fridge** [frɪdʒ] холодильник  
**friendly** ['frendli] дружній  
**fruit** [fru:t] фрукт, фрукти  
**gallery** ['gæləri] галерея  
**garage** ['gæɪdʒ] гараж  
**garden** ['gɑːdn] сад  
**greengrocery** ['griːngɹəʊsəri] магазин свіжих овочів і фруктів  
**guess** [ges] відгадувати  
**helpful** ['helpfl] готовий допомогти  
**hide** [haɪd] ховатися  
**hospital** ['hɒspɪtl] лікарня  
**hungry** ['hʌŋɡri] голодний  
**kitchen** ['kɪtʃɪn] кухня  
**library** ['laɪbrəri] бібліотека  
**lollipop** ['lɒlɪpɒp] ледяник на паличці  
**long** [lɒŋ] довгий, тривалий  
**messy** ['mesi] безладний  
**middle** ['mɪdl] середина  
**in the middle (of)** посередині

**mirror** ['mɪrə] дзеркало  
**museum** [mjuːzi:əm] музей  
**neighbour** ['neɪbə] сусід  
**neighbourhood** ['neɪbəhʊd] район, квартал  
**next to** ['nekst tə] поряд з  
**opposite** ['ɒpəzɪt] навпроти  
**phrase** [freɪz] вираз  
**police station** [pəˈli:s steɪʃn] поліцейський відділок  
**post office** ['pəʊst ɒfɪs] поштове відділення  
**pretty** ['prɪti] милий  
**puzzle** ['pʌzl] пазл (*гра*)  
**restaurant** ['restɹɒnt] ресторан  
**round** [raʊnd] навколо  
**sad** [sæd] засмучений  
**serious** ['sɪəriəs] серйозний, важливий  
**shop** [ʃɒp] магазин  
**shop assistant** ['ʃɒp əsɪstənt] продавець  
**short** [ʃɔːt] короткий, низький  
**side** [saɪd] бік  
**sink** [sɪŋk] раковина  
**sitting room** ['sɪtɪŋ ru:m] вітальня  
**skyscraper** ['skaɪskreɪpə] хмарочос  
**slow** [sləʊ] повільний; повільно  
**special** ['speʃl] особливий  
**statue** ['stætʃu:] статуя  
**street** [stri:t] вулиця  
**sure** [ʃʊə] упевнений; звісно  
**surgery** ['sɜːdʒəri] операційна  
**tall** [tɔːl] високий  
**than** [ðæn] ніж (*при порівнянні*)  
**theatre** ['θɪətə] театр  
**the Thames** [temz] Темза  
**thirsty** ['θɜːsti] спраглий  
**tidy** ['taɪdi] охайний  
**tidy up** прибирати

**tower** ['taʊə] вежа  
**town** [taʊn] місто, містечко  
**train** [treɪn] поїзд  
**underground** ['ʌndəgraʊnd] метро  
**upstairs** [ˌʌp'steəz] нагорі, на верхньому поверсі  
**vegetable** ['vedʒtəbl] овоч  
**village** ['vɪlɪdʒ] село  
**wall** [wɔːl] стіна  
**washbasin** ['wɒʃbeɪsn] умивальник  
**washing machine** ['wɒʃɪŋ məʃi:n] пральна машина  
**welcome** ['welkəm] вітати гостя  
**yard** [jɑːd] двір, подвір'я

### UNIT 3

**above** [ə'blʌv] над, вище  
**air** [eə] провітрювати  
**anything** ['eniθɪŋ] що-небудь  
**apple pie** [ˌæpl 'paɪ] яблучний пиріг  
**bag** [bæg] мішок, торба  
**bake** [beɪk] пекти, випікати  
**bar** [bɑː] плитка (*шоколаду*)  
**bell** [bel] дзвін  
**birthday** ['bɜːθdeɪ] день народження  
**biscuit** ['bɪskɪt] печиво  
**bottle** ['bɒtl] пляшка  
**bring** [brɪŋ] приносити  
**butter** ['bʌtə] масло  
**camera** ['kæmərə] фотоапарат  
**candle** ['kændl] свічка  
**carol** ['kærəl] різдвяний гімн, колядка  
**carton** ['kɑːtn] картонна коробка (*упаковка*)  
**celebrate** ['selɪbreɪt] святкувати  
**child** [tʃaɪld] дитина  
**children** ['tʃɪldrən] діти

**Christmas Day** [ˌkrɪsməs 'deɪ] Різдво  
**decorate** ['dekəreɪt] прикрашати  
**Easter** ['i:stə] Великдень  
**extra** ['ekstrə] додатковий  
**fancy-dress** [ˌfænsi 'dres] костюмований  
**find** [faɪnd] знаходити  
**find out** дізнатися  
**fireplace** ['faɪəpleɪs] камін  
**flour** ['flaʊə] борошно  
**funny** ['fʌni] смішний, кумедний  
**get** [get] отримувати  
**get up** вставати з ліжка  
**give** [gɪv] давати  
**go shopping** ходити по магазинах  
**greeting** ['gri:tɪŋ] вітання  
**guest** [gest] гість  
**hang** [hæŋ] вішати  
**holiday** ['hɒlədeɪ] свято  
**honey** ['hʌni] мед  
**hope** [həʊp] сподіватися  
**how many** ['meni] скільки (*зі злічуваними іменниками*)  
**how much** [maʊtʃ] скільки (*з незлічуваними іменниками*)  
**invitation** [ˌɪnvɪ'teɪʃn] запрошення  
**jar** [dʒɑ:] банка  
**kid** [kɪd] дитина  
**letter** ['letə] лист  
**list** [lɪst] список  
**luck** [lʌk] успіх  
**Good luck!** Хай щастить!  
**month** [mʌnθ] місяць  
**Mother's Day** ['mʌðəz deɪ] День матері  
**mug** [mʌg] кухоль  
**mushroom** ['mʌʃrʊm] гриб  
**need** [ni:d] мати потребу в чому-небудь

**New Year** [ˌnju: 'jɪə] Новий рік  
**next** [nekst] наступний  
**outside** [ˌaʊt'saɪd] зовні, на вулиці  
**pack** [pæk] пакет, упаковка  
**parent** ['peərənt] батько, мати  
**party** ['pa:ti] вечірка  
**pay** [peɪ] платити, заплатити  
**pear** [peə] груша (*плід*)  
**pence** [pens] пенс (*британська монета*)  
**person** ['pɜ:sn] людина  
**personal** ['pɜ:sənəl] особистий  
**pillow** ['pɪləʊ] подушка  
**polite** [pə'laɪt] ввічливий, чемний  
**postcard** ['pəʊstka:d] поштова листівка  
**pound** [paʊnd] фунт стерлінгів  
**prayer** [preə] молитва  
**ready** ['redi] готовий; підготовлений  
**really** ['ri:əli] справді  
**resolution** [ˌrezə'lju:ʃn] обіцянка  
**New Year's resolution** новорічна обіцянка  
**ring** [rɪŋ] дзвонити  
**romantic** [rəʊ'mæntɪk] романтичний  
**Santa Claus** ['sæntə klɔ:z] Санта Клаус  
**St** [snt] святий (*скорочення від Saint*)  
**St Nicholas Day** [snt 'nɪkələs deɪ] День святого Миколая  
**St Valentine's Day** [snt 'væləntaɪnz deɪ] День святого Валентина  
**stocking** ['stɒkɪŋ] панчоха  
**sweet** [swi:t] льодяник, цукерка

**think** [θɪŋk] думати  
**tomorrow** [tə'mɒrəʊ] завтра  
**tonight** [tə'naɪt] сьогодні увечері  
**tradition** [trə'dɪʃn] традиція  
**twice** [twɑɪs] двічі  
**Ukrainian** [ju:'kreɪniən] українець; український  
**visit** ['vɪzɪt] відвідувати  
**wait** [weɪt] чекати  
**wear** [weə] носити (*одяг*)  
**week** [wi:k] тиждень  
**who** [hu:] хто  
**wish** [wɪʃ] бажання; бажати

## UNIT 4

**aid** [eɪd] допомога  
**be full of** [fʊl] з великою кількістю чого-небудь  
**better** ['betə] кращий; краще  
**body** ['bɒdi] тіло  
**broken** ['brəʊkən] зламаний  
**brush** [brʌʃ] чистити щіткою  
**care** [keə] турбота, догляд  
**take care (of)** дбати (про)  
**catch** [kæʃ] ловити  
**catch a cold** підхопити застуду  
**change** [tʃeɪndʒ] міняти  
**check-up** [tʃek ʌp] огляд (*мед.*)  
**clean** [kli:n] чистий  
**clothes** [kləʊðz] одяг  
**correct** [kə'rekt] правильний  
**couch potato** ['kaʊtʃ pəteɪtəʊ] який невідривно дивиться телевизор  
**cough** [kɒf] кашель; кашляти  
**cut** [kʌt] поріз; порізати  
**dirty** ['dɜ:ti] брудний  
**doctor** ['dɒktə] лікар  
**call a doctor** викликати лікаря  
**earache** ['iəreɪk] біль у вусі

**end** [end] кінець  
**exercise** ['eksəsaɪz] фізична зарядка, вправа  
**feel** [fi:l] відчувати, почувати себе  
**feel sick** [sɪk] відчувати нудоту  
**flu** [flu:] грип  
**get** [get] ставати  
**get better** кращати (*про самопочуття*)  
**hanky** ['hæŋki] носовичок  
**headache** ['hedeɪk] головний біль  
**health** [helθ] здоров'я  
**healthy** ['helθi] здоровий  
**hear** [hiə] чути  
**hurt** [hɜ:t] боліти  
**get hurt** поранитися  
**ill** [ɪl] хворий  
**illness** ['ɪlnəs] хвороба  
**important** [ɪm'pɔ:tnt] важливий  
**jogging** ['dʒɒɡɪŋ] біг підтюпцем  
**keep** [ki:p] тримати, зберігати  
**keep fit** підтримувати добру фізичну форму  
**knee** [ni:] коліно  
**lifestyle** ['laɪfstɑɪl] спосіб життя  
**meal** [mi:l] прийом їжі  
**medicine** ['medsn] ліки  
**mouth** [maʊθ] рот  
**must** [mʌst] повинен  
**neat** [ni:t] охайний, акуратний  
**outdoors** [aʊt'dɔ:z] надворі  
**patient** ['reɪʃnt] пацієнт  
**piece** [pi:s] штука, шматок  
**pull out** ['pʊl aʊt] виривати  
**recipe** ['resəpi] рецепт  
**rise** [raɪz] вставати після сну  
**roll** [rɔ:l] крутити, обертати  
**runny** ['rʌni] мокрий (*про ніс*)  
**runny nose** нежить  
**sell** [sel] продавати  
**send** [send] надсилати

**should** [ʃʊd] слід, потрібно  
**skip** [skɪp] пропускати  
**sleep** [sli:p] спати  
**some** [sʌm] деякі; трохи  
**sore** [sɔ:] запалений, хворий  
**sore throat** біль у горлі  
**spoon** [spu:n] ложка  
**square** [skweə] квадрат  
**stay** [steɪ] залишатися  
**stomach ache** ['stʌmək eɪk] біль у шлунку  
**stretch** [stretʃ] розтягувати  
**strong** [strɒŋ] міцний, сильний  
**suddenly** ['sʌdnli] раптом  
**teeth** [ti:θ] зуби  
**temperature** ['tempɾətʃə] температура  
**terrible** ['terəbl] жахливий  
**thermometer** [θə'mɔ:mɪtə] термометр  
**throat** [θrəʊt] горло  
**time** [taɪm] час, раз  
**tissue** ['ti:ʃu:] паперова серветка  
**toothache** ['tu:θeɪk] зубний біль  
**touch** [tʌtʃ] торкатися  
**towel** ['taʊəl] рушник  
**tracksuit** ['træksu:t] спортивний костюм  
**trainers** ['treɪnəz] кросівки  
**try** [traɪ] намагатися  
**turn** [tɜ:n] черга  
**take turns** робити щось по черзі  
**unlucky** [ʌn'lʌki] невдалий  
**unusual** [ʌn'ju:zʊəl] незвичайний  
**waiting room** ['weɪtɪŋ ru:m] приймальня (*у лікаря*)  
**warm** [wɔ:m] теплий  
**wealth** [welθ] багатство  
**wide** [waɪd] широко  
**wise** [waɪz] мудрий  
**yesterday** ['jestədeɪ] учора

## UNIT 5

**actor** ['æktə] актор  
**alone** [ə'ləʊn] поодинокі  
**ant** [ænt] мураха  
**back** [bæk] спина  
**be afraid (of)** [ə'freɪd] боятися  
**beautiful** ['bjʊ:tɪfl] гарний  
**best** [best] найкращий  
**boring** ['bɔ:ɪŋ] нудний  
**bottom** ['bɒtəm] низ, дно  
**camel** ['kæml] верблюд  
**chameleon** [kə'mi:liən] хамелеон  
**chimpanzee** [tʃɪmpæn'zi:] шимпанзе  
**cloudy** ['klaʊdi] хмарний  
**cold** [kəʊld] холодний  
**comfortable** ['kʌmfətəbl] зручний  
**dangerous** ['deɪndʒərəs] небезпечний  
**desert** ['dezət] пустеля  
**destroy** [di'strɔɪ] руйнувати  
**difficult** ['dɪfɪkəlt] важкий, складний  
**dream** [dri:m] мріяти  
**dry** [draɪ] сухий  
**Earth** [ɜ:θ] Земля  
**easy** ['i:zi] легкий, простий  
**enjoy** [ɪn'dʒɔɪ] насолоджуватися  
**farmhouse** ['fɑ:mhaʊs] житловий будинок на фермі  
**fat** [fæt] товстий, гладкий  
**field** [fi:ld] поле  
**forest** ['fɒrɪst] ліс  
**freedom** ['fri:dəm] свобода  
**God** [gɒd] Бог  
**ground** [graʊnd] земля  
**grow** [grəʊ] вирощувати  
**high** [haɪ] високий  
**hot** [hɒt] спекотний  
**hunt** [hʌnt] полювати  
**ice** [aɪs] лід  
**insect** ['ɪnsekt] комаха



**intelligent** [ɪn'telɪdʒənt] розумний  
**interesting** ['ɪntrəstɪŋ] цікавий  
**land** [lænd] земля, країна  
**large** [lɑ:dʒ] великий  
**lizard** ['lɪzəd] ящірка  
**Lord** [lɔ:d] Господь  
**move** [mu:v] рухати, переїжджати  
**neck** [nek] шия  
**noise** [nɔɪz] шум  
**North** [nɔ:θ] північ  
**ocean** ['eɪʃn] океан  
**owl** [aʊl] сова  
**penguin** ['peŋɡwɪn] пінгвін  
**polar bear** ['pəʊlə beə] білий ведмідь  
**pole** [pəʊl] полюс  
**rainforest** ['reɪnfɒrɪst] тропічний ліс  
**rarely** ['reəli] рідко  
**river** ['rɪvə] ріка  
**roof** [ru:f] дах  
**sand** [sænd] пісок  
**seal** [si:l] тюлень  
**season** ['si:zn] пора року  
**shark** [ʃɑ:k] акула  
**sharp** [ʃɑ:p] гострий  
**sheep** [ʃi:p] вівця, вівці  
**skin** [skɪn] шкіра  
**snowball** ['snəʊbɔ:l] сніжка  
**snowflake** ['snəʊfleɪk] сніжинка  
**snowy** ['snəʊi] сніжний  
**South** [saʊθ] південь  
**strange** [streɪndʒ] дивний  
**sunny** ['sʌni] сонячний  
**tail** [teɪl] хвіст  
**thin** [θɪn] тонкий, худий  
**together** [tə'geðə] разом  
**tongue** [tʌŋ] язик  
**top** [tɒp] вершина, верхівка  
**travel** ['trævl] подорожувати  
**tropical** ['trɒprɪkl] тропічний

**ugly** ['ʌɡli] огидний  
**useful** ['ju:sfʌl] корисний  
**weather** ['weðə] погода  
**wet** [wet] мокрий  
**which** [wɪtʃ] який  
**worse** [wɜ:s] гірший; гірше

## UNIT 6

**agency** ['eɪdʒənsi] агентство  
**agree** [ə'ɡri:] погоджуватися  
**airport** ['eəpɔ:t] аеропорт  
**arrange** [ə'reɪndʒ] улаштувати  
**arrive** [ə'raɪv] прибувати  
**board** [bɔ:d] борт (*корабля*)  
**boat** [bəʊt] човен, корабель  
**book** [bʊk] бронювати (*кімнату в готелі*)  
**breathe** [bri:ð] дихати  
**bus station** ['bʌs steɪʃn] автовокзал  
**caption** ['kæpʃn] заголовок  
**certainly** ['sɜ:tnli] неодмінно  
**clerk** [klɑ:k] клерк  
**Egypt** ['i:dʒɪpt] Єгипет  
**excellent** ['eksələnt] чудовий  
**foot** [fʊt] стопа  
**on foot** пішки  
**get to (a place)** прибувати (*куди-небудь*)  
**get to know** знайомитися з  
**Greece** [ɡri:s] Греція  
**her** [hɜ:] її, їй  
**him** [hɪm] його, йому  
**information desk** [ˌɪnfə'meɪʃn desk] довідкове бюро  
**label** ['leɪbl] позначка  
**learn** [lɜ:n] дізнаватися  
**leave** [li:v] іти, відходити, залишати  
**luggage** ['lʌɡɪdʒ] багаж  
**me** [mi:] мене, мені  
**means** [mi:nz] засіб  
**means of transport** транспортний засіб

**miss** [mɪs] скучати, пропускати  
**mountain** ['maʊntən] гора  
**nature** ['neɪtʃə] природа  
**open-top** [ˌəʊpən 'tɒp] який з відкритим верхом  
**pack** [pæk] пакувати  
**passenger** ['pæsɪndʒə] пасажир  
**Piccadilly Circus** [ˌpɪkədɪli 'sɜ:kəs] площа Пікаділлі  
**plane** [pleɪn] літак  
**platform** ['plætfɔ:m] платформа  
**railway station** ['reɪlweɪ steɪʃn] залізничний вокзал  
**seaside** ['si:saɪd] морське узбережжя  
**sight** [saɪt] визначне місце  
**suitcase** ['su:tkeɪs] валіза  
**sunbathe** ['sʌnbet̪ə] засмагати  
**taste** [teɪst] смак  
**the Houses of Parliament** [ˌhaʊzɪz əv 'pɑ:ləmənt] будівля парламенту в Лондоні  
**the London Eye** [ˌlʌndən 'aɪ] Лондонське Око  
**them** [ðem] їх  
**thing** [θɪŋ] річ  
**ticket** ['tɪkɪt] квиток  
**ticket office** квиткова каса  
**timetable** ['taɪmteɪbl] розклад  
**tram** [træm] трамвай  
**travel on business / for pleasure** подорожувати у справах / задля задоволення  
**trip** [trɪp] подорож  
**trolleybus** ['trɒləbʌs] тролейбус  
**us** [ʌs] нас  
**view** [vju:] вид, панорама  
**waiting hall** ['weɪtɪŋ hɔ:l] зал очікування (*на вокзалі*)  
**Wales** [weɪlz] Уельс  
**way** [weɪ] шлях, спосіб